

FORAN MINING CORP.

ISIN: CA3449112018 WKN: -

Overview

2024/07/26 21:59:54

Price
2.70 USDDifference  7.14% (0.18)

General attributes

ISIN	CA3449112018
Symbol	FOM
Exchange	FINRA other OTC Issues
Currency	USD
Sector	Energy / Commodities
Security type	Stock
Market cap (m)	760 EUR
Benchmark	S&P/TSX 60 INDEX

Market data

Bid (Bid size)	-
Ask (Ask size)	-
Open	2.69 USD
High	2.70 USD
Low	2.69 USD
Close (prev. day)	2.52 USD
VWAP	2.690263 USD
Volume (pcs)	37,953
Trading volume	102,308.21
Number of trades	3
Last size	100






Futures and Options

Related Futures	-
Related Options	-



Information about previous performance does not guarantee future performance.
Source: FactSet

Recent research

on sector	Date	Headline	Download
	2024/07/26	 Equity Weekly	
	2024/07/24	 Global Equity Ratings	
	2024/07/24	 Aktienempfehlungen Global	
	2024/07/15	 Aktienempfehlungen Global	
	2024/07/12	 Equity Weekly	

Details

2024/07/26 21:59:54

Price

2.70 USD

 Difference ▲ 7.14% (0.18)

General attributes

ISIN	CA3449112018
Symbol	FOM
Exchange	FINRA other OTC Issues
Currency	USD
Sector	Energy / Commodities
Security type	Stock
Market cap (m)	760 EUR
Benchmark	S&P/TSX 60 INDEX

Market data

Bid (Bid size)	-
Ask (Ask size)	-
Open	2.69 USD
High	2.70 USD
Low	2.69 USD
Close (prev. day)	2.52 USD
VWAP	2.690263 USD
Volume (pcs)	37,953
Trading volume	102,308.21
Number of trades	3
Last size	100

Performance and Risk

	6m	1y	3y
Perf (%)	-	-7.53%	+53.72%
Perf (abs.)	-	-0.22	+0.94
Beta	0.86	0.61	1.03
Volatility	38.12	39.30	52.80



Information about previous performance does not guarantee future performance.
Source: FactSet

Price data

Ø price 5 days Ø volume 5 days (pcs.)	2.64 USD (57,656)
Ø price 30 days Ø volume 30 days (pcs.)	2.80 USD (48,580)
Ø price 100 days Ø volume 100 days (pcs.)	3.01 USD (58,072)
Ø price 250 days Ø volume 250 days (pcs.)	2.96 USD (35,383)
YTD High date	3.37 USD (2024/05/21)
YTD Low date	2.50 USD (2024/07/25)
52 Weeks High date	3.37 USD (2024/05/21)
52 Weeks Low date	2.46 USD (2023/10/05)

All listings for FORAN MINING CORP.

Exchange ⊕	Date	Time	Price	Trading volume (mio.)	Number of trades
Toronto Stock Exchange	2024/07/26	22:00	3.73 CAD	3.91	2,513
Stuttgart	2024/07/26	20:15	2.54 EUR	0.01	5
Munich	2024/07/26	16:03	2.40 EUR	0.00	2
Frankfurt	2024/07/26	08:10	2.22 EUR	0.00	2
FINRA other OTC	2024/07/26	21:59	2.70 USD	0.10	3

Issues	26						
Duesseldorf	2024/07/26	08:11	2.28	EUR	0.00		3

Company profile

Company Logo



Company Profile

-

Contact Details

FORAN MINING

--

Telefon: -

Fax: -

E-mail: -