

EUROAPI SAS

ISIN: FR0014008VX5

WKN: -

Overview

2024/07/01 17:09:10

Price
2.8335 USDDifference  -29.16% (-1.17)

General attributes

ISIN	FR0014008VX5
Symbol	EAPI
Exchange	FINRA other OTC Issues
Currency	USD
Sector	-
Security type	Stock
Market cap (m)	292 EUR
Benchmark	CAC 40 INDEX

Market data

Bid (Bid size)	-
Ask (Ask size)	-
Open	2.86 USD
High	2.86 USD
Low	2.8335 USD
Close (prev. day)	4.00 USD
VWAP	2.834268 USD
Volume (pcs)	6,898
Trading volume	19,550.78
Number of trades	4
Last size	3,349

Futures and Options

Related Futures	14
Related Options	-









5y



Information about previous performance does not guarantee future performance.

Source: FactSet

Recent research

on market		
Date	Headline	Download
2024/07/15	 Aktienempfehlungen Global	
2024/07/03	 Global Strategy 3Q 2024	
2024/07/03	 Global Strategy 3Q 2024	
2024/06/21	 Global Equity Ratings	
2024/06/21	 Aktienempfehlungen Global	

Details

2024/07/01 17:09:10

Price
2.8335 USDDifference 📉 -29.16% (-1.17)

General attributes

ISIN	FR0014008VX5
Symbol	EAPI
Exchange	FINRA other OTC Issues
Currency	USD
Sector	-
Security type	Stock
Market cap (m)	292 EUR
Benchmark	CAC 40 INDEX

Market data

Bid (Bid size)	-
Ask (Ask size)	-
Open	2.86 USD
High	2.86 USD
Low	2.8335 USD
Close (prev. day)	4.00 USD
VWAP	2.834268 USD
Volume (pcs)	6,898
Trading volume	19,550.78
Number of trades	4
Last size	3,349

Performance and Risk

	6m	1y	3y
Perf (%)	-	-	-
Perf (abs.)	-	-	-
Beta	1.62	-0.14	0.17
Volatility	52.13	40.53	-

5y



Information about previous performance does not guarantee future performance.
Source: FactSet

Price data

Ø price 5 days Ø volume 5 days (pcs.)	- USD (1,206)
Ø price 30 days Ø volume 30 days (pcs.)	2.8335 USD (356)
Ø price 100 days Ø volume 100 days (pcs.)	3.1559 USD (355)
Ø price 250 days Ø volume 250 days (pcs.)	5.7590 USD (299)
YTD High date	7.0000 USD (2024/01/26)
YTD Low date	2.7500 USD (2024/03/15)
52 Weeks High date	12.7000 USD (2023/08/21)
52 Weeks Low date	2.7500 USD (2024/03/15)

Arbitrage views

Exchange 📍	Date	Time	Price	Trading volume (mio.)	Number of trades
Tradegate	2024/07/19	22:26	3.052 EUR	0.00	9
Stuttgart	2024/07/19	15:32	2.984 EUR	0.00	6
Munich	2024/07/19	13:03	3.00 EUR	0.00	2
London Stock Exchange European Trade Reporting	2024/07/19	17:30	3.035 EUR	0.00	2
Frankfurt	2024/	17:20	3.026 EUR	0.00	2

	07/19					
FINRA other OTC Issues	2024/ 07/01	17:09	2.8335 USD	0.02		4
Euronext Paris	2024/ 07/19	17:35	3.05 EUR	0.40		428
Euronext Milan MTF Trading After Hours	2024/ 02/29	18:00	3.736 EUR	0.00		1
Duesseldorf	2024/ 07/19	19:30	3.026 EUR	0.00		6
Berlin	2024/ 07/19	17:00	3.018 EUR	0.00		3

Company profile

Company Logo



Contact Details

EUROAPI SA

--

-- --

Telefon: -

Fax: -

E-mail: -

Company Profile

-

Members of Management Board

Karl Rothier Chairman of Managing Board

Kai Rossen Member of Executive Committee

Laurent Alexandre Member of Executive Committee

Antoine Delcour Member of Executive Committee

Bruno Laforge Member of Executive Committee

Cecile Maupas Member of Executive Committee

Emmanuel Mazeaud Member of Executive Committee

Frederic Lelievre Member of Executive Committee

Guillaume Rosso Member of Executive Committee

James DeYonker Member of Executive Committee

Vincent Touraille Member of Executive Committee

Éric Bergeron Member of Executive Committee

Board of directors

Viviane Monges Chairman of Supervisory Board