

SAP SE FUTURE (SAPJ) - EUX/202412

2024/04/25 18:47:21

Price
172.5561 EURDifference  -3.10% (-5.52)

General attributes

Symbol	SAPJZ24
Exchange	Eurex
Currency	EUR
Security type	Future
Underlying	SAP SE
Maturity	12-2024
Contract size	100

Market data

Bid (Bid size)	- EUR (-)
Ask (Ask size)	- EUR (-)
Open	172.5561 EUR
High	172.5561 EUR
Low	172.5561 EUR
Close (prev. day)	178.0743 EUR
Underlying	SAP SE
Underlying price (date)	170.20 (24/04/25)
Settlement price (date)	172.56 (24/04/25)
Open Interest	0

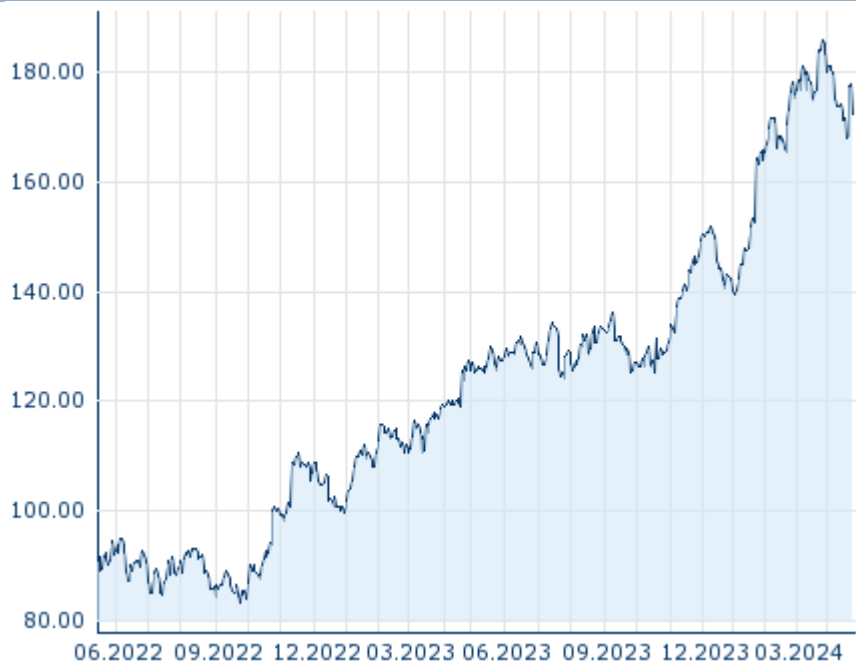
Performance and Risk

	6m	1y	3y
Perf (%)	+37.20%	+43.81%	-
Perf (abs.)	+48.28	+54.25	-
Beta	-	-	-
Volatility	21.61	20.72	-

Futures and Options

Related Futures	-
Related Options	-

5y












Information about previous performance does not guarantee future performance.
Source: FactSet

Price data

Ø price 5 days Ø volume 5 days (pcs.)	172.7428 EUR (0)
Ø price 30 days Ø volume 30 days (pcs.)	177.6215 EUR (0)
Ø price 100 days Ø volume 100 days (pcs.)	164.1342 EUR (0)
Ø price 250 days Ø volume 250 days (pcs.)	144.0512 EUR (0)
YTD High date	185.9195 EUR (2024/03/26)
YTD Low date	139.3928 EUR (2024/01/04)
52 Weeks High date	185.9195 EUR (2024/03/26)
52 Weeks Low date	124.1837 EUR (2023/07/26)

Recent Research

on underlying	on sector	on market	
Date		Headline	Download
2024/04/03		Global Equity Ratings	
2024/04/03		Aktienempfehlungen Global	
2024/03/13		Global Equity Ratings	
2024/03/13		Aktienempfehlungen Global	
2024/02/22		Aktienempfehlungen Global	