

SAP SE FUTURE (SAPJ) - EUX/202412

2024/04/19 18:42:31

Price
168.1758 EUR

Difference  **-2.03% (-3.48)**

General attributes

Symbol	SAPJZ24
Exchange	Eurex
Currency	EUR
Security type	Future
Underlying	SAP SE
Maturity	12-2024
Contract size	100

Market data

Bid (Bid size)	- EUR (-)
Ask (Ask size)	- EUR (-)
Open	168.1758 EUR
High	168.1758 EUR
Low	168.1758 EUR
Close (prev. day)	171.6547 EUR
Underlying	SAP SE
Underlying price (date)	165.80 (24/04/19)
Settlement price (date)	168.18 (24/04/19)
Open Interest	0

Performance and Risk

	6m	1y	3y
Perf (%)	+37.15%	+42.53%	-
Perf (abs.)	+46.50	+51.22	-
Beta	-	-	-
Volatility	20.71	20.78	-

Futures and Options

Related Futures	-
Related Options	-

5y












Information about previous performance does not guarantee future performance.
Source: FactSet

Price data

Ø price 5 days Ø volume 5 days (pcs.)	172.7518 EUR (0)
Ø price 30 days Ø volume 30 days (pcs.)	178.4404 EUR (0)
Ø price 100 days Ø volume 100 days (pcs.)	163.0705 EUR (0)
Ø price 250 days Ø volume 250 days (pcs.)	143.3097 EUR (0)
YTD High date	185.9195 EUR (2024/03/26)
YTD Low date	139.3928 EUR (2024/01/04)
52 Weeks High date	185.9195 EUR (2024/03/26)
52 Weeks Low date	119.2325 EUR (2023/04/20)

Recent Research

on underlying	on sector	on market	
Date		Headline	Download
2024/04/03		Global Equity Ratings	
2024/04/03		Aktienempfehlungen Global	
2024/03/13		Global Equity Ratings	
2024/03/13		Aktienempfehlungen Global	
2024/02/22		Aktienempfehlungen Global	