

NUFARM LTD.

ISIN: **AU000000NUF3**

WKN: **NUF**

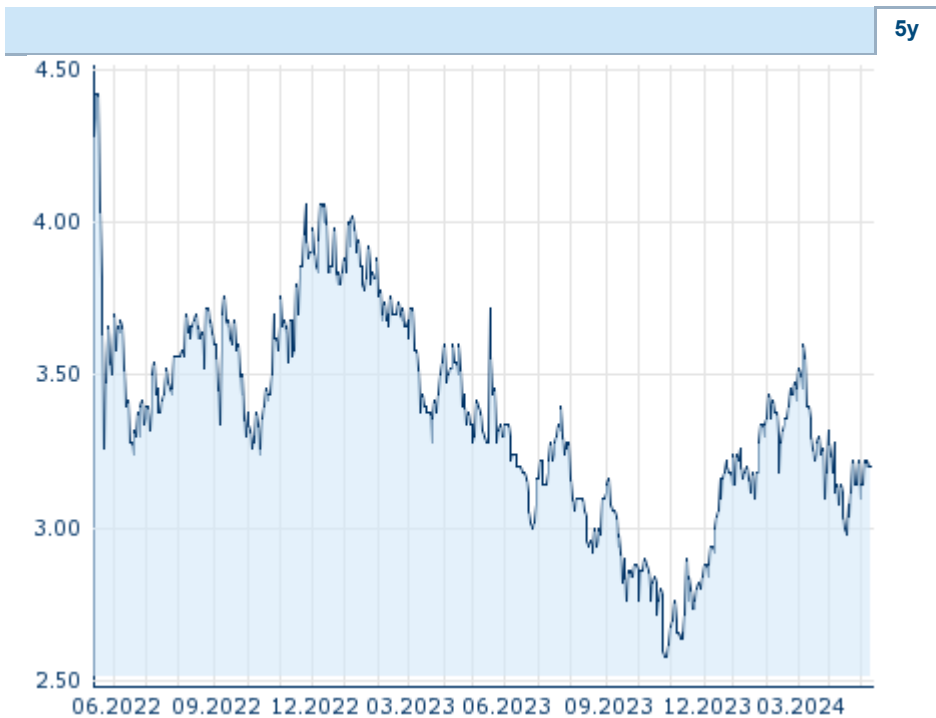
Overview

2024/05/13 08:24:10	
Price	3.18 EUR
Difference	▼ -0.63% (-0.02)

General attributes	
ISIN	AU000000NUF3
Symbol	NUF
Exchange	Berlin
Currency	EUR
Sector	Chemical / Pharmaceutical / Health
Security type	Stock
Market cap (m)	1,220 EUR
Benchmark	MSCI WORLD INDEX (STRD, UHD)

Market data	
Bid (Bid size)	3.08 EUR (7,200)
Ask (Ask size)	3.32 EUR (6,750)
Open	3.18 EUR
High	3.18 EUR
Low	3.18 EUR
Close (prev. day)	3.20 EUR
VWAP	-
Volume (pcs)	0
Trading volume	0.00
Number of trades	1
Last size	0

Futures and Options	
Related Futures	-
Related Options	-



Information about previous performance does not guarantee future performance.
Source: FactSet

Recent research

on sector		
Date	Headline	Download
2024/05/10	Equity Weekly	
2024/04/29	Aktienempfehlungen Österreich	
2024/04/26	Global Equity Ratings	
2024/04/26	Aktienempfehlungen Global	
2024/04/15	Aktienempfehlungen Österreich	

Details

2024/05/13 08:24:10

Price

3.18 EUR

Difference  -0.63% (-0.02)

General attributes

ISIN	AU000000NUF3
Symbol	NUF
Exchange	Berlin
Currency	EUR
Sector	Chemical / Pharmaceutical / Health
Security type	Stock
Market cap (m)	1,220 EUR
Benchmark	MSCI WORLD INDEX (STRD, UHD)

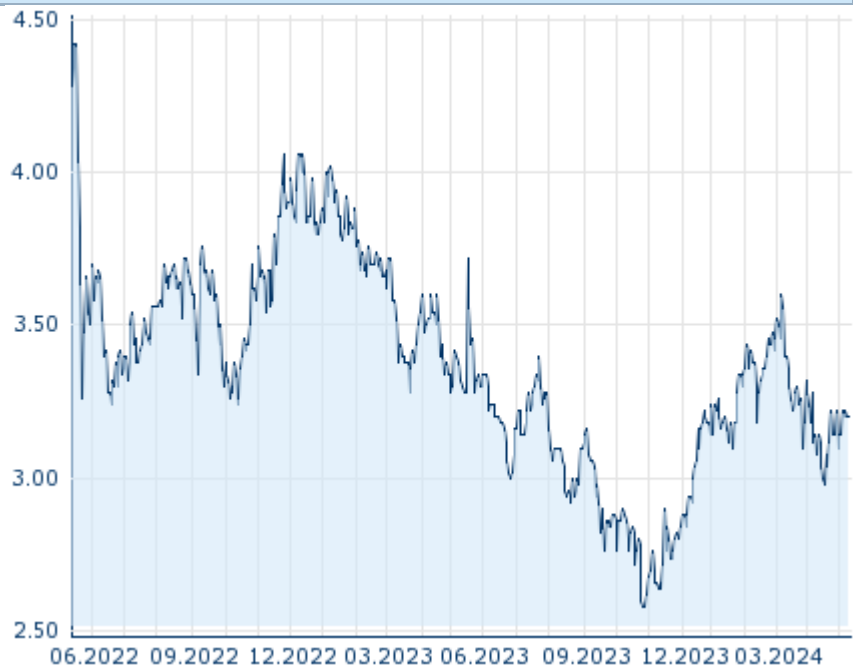
Market data

Bid (Bid size)	3.08 EUR (7,200)
Ask (Ask size)	3.32 EUR (6,750)
Open	3.18 EUR
High	3.18 EUR
Low	3.18 EUR
Close (prev. day)	3.20 EUR
VWAP	-
Volume (pcs)	0
Trading volume	0.00
Number of trades	1
Last size	0

Performance and Risk

	6m	1y	3y
Perf (%)	+20.30%	-5.33%	-
Perf (abs.)	+0.54	-0.18	-
Beta	0.45	0.55	0.19
Volatility	32.14	32.50	-

5y




Information about previous performance does not guarantee future performance.
Source: FactSet

Price data

Ø price 5 days Ø volume 5 days (pcs.)	3.21 EUR (0)
Ø price 30 days Ø volume 30 days (pcs.)	3.15 EUR (0)
Ø price 100 days Ø volume 100 days (pcs.)	3.25 EUR (0)
Ø price 250 days Ø volume 250 days (pcs.)	3.10 EUR (0)
YTD High date	3.62 EUR (2024/03/06)
YTD Low date	2.98 EUR (2024/04/17)
52 Weeks High date	3.72 EUR (2023/05/18)
52 Weeks Low date	2.58 EUR (2023/10/26)

Arbitrage views

Exchange 	Date	Time	Price	Trading volume (mio.)	Number of trades
Tradegate	2024/05/10	22:02	3.20 EUR	0.00	1
Stuttgart	2024/05/13	08:31	3.10 EUR	0.00	1
Munich	2024/05/13	08:15	3.18 EUR	0.00	1
Frankfurt	2024/05/13	08:13	3.12 EUR	0.00	1
FINRA other OTC Issues	2024/05/15:30		3.35 USD	0.00	1

	07						
Duesseldorf	2024/05/13	08:10	3.12	EUR	0.00		1
Berlin	2024/05/13	08:24	3.18	EUR	0.00		1
Australian Securities Exchange	2024/05/13	08:10	5.21	AUD	3.23		1,939

Company profile

Company Logo



Company Profile

-

Contact Details

NUFARM

--

103-105 Pipe Road - 3026 LAVERTON
NORTH, VIC

Telefon: +61 (03) 9282 1000

Fax: +61 (03) 9282 1007

E-mail:
corporate.information@au.nufarm.com