

## TRISTAR GOLD INC.

ISIN: CA89678B1094 WKN: -

## Overview

2024/07/26 14:44:30

Price  
0.112 EURDifference  -4.27% (-0.01)

## General attributes

ISIN	CA89678B1094
Symbol	TSG
Exchange	Stuttgart
Currency	EUR
Sector	Energy / Commodities
Security type	Stock
Market cap (m)	32 EUR
Benchmark	S&P 500

## Market data

Bid (Bid size)	- (0)
Ask (Ask size)	- (0)
Open	0.112 EUR
High	0.113 EUR
Low	0.112 EUR
Close (prev. day)	0.117 EUR
VWAP	-
Volume (pcs)	0
Trading volume	0.00
Number of trades	5
Last size	0

## Futures and Options











Related Futures	-
Related Options	-

5y



Information about previous performance does not guarantee future performance.  
Source: FactSet

## Recent research

on sector		on market	
Date		Headline	Download
2024/07/26		Equity Weekly	
2024/07/24		Global Equity Ratings	
2024/07/24		Aktienempfehlungen Global	
2024/07/15		Aktienempfehlungen Global	
2024/07/12		Equity Weekly	

## Details

2024/07/26 14:44:30

### Price

0.112 EUR

 Difference ▼ -4.27% (-0.01)

### General attributes

ISIN	CA89678B1094
Symbol	TSG
Exchange	Stuttgart
Currency	EUR
Sector	Energy / Commodities
Security type	Stock
Market cap (m)	32 EUR
Benchmark	S&P 500

### Market data

Bid (Bid size)	- (0)
Ask (Ask size)	- (0)
Open	0.112 EUR
High	0.113 EUR
Low	0.112 EUR
Close (prev. day)	0.117 EUR
VWAP	-
Volume (pcs)	0
Trading volume	0.00
Number of trades	5
Last size	0

### Performance and Risk

	6m	1y	3y
Perf (%)	+133.33%	+51.35%	-28.66%
Perf (abs.)	+0.06	+0.04	-0.05
Beta	-0.05	-0.14	0.51
Volatility	119.16	100.75	96.98

5y



Information about previous performance does not guarantee future performance.  
Source: FactSet

### Price data

Ø price 5 days   Ø volume 5 days (pcs.)	0.120 EUR (0)
Ø price 30 days   Ø volume 30 days (pcs.)	0.129 EUR (833)
Ø price 100 days   Ø volume 100 days (pcs.)	0.094 EUR (317)
Ø price 250 days   Ø volume 250 days (pcs.)	0.072 EUR (167)
YTD High   date	0.157 EUR (2024/07/01)
YTD Low   date	0.035 EUR (2024/02/20)
52 Weeks High   date	0.157 EUR (2024/07/01)
52 Weeks Low   date	0.035 EUR (2024/02/20)

### All listings for TRISTAR GOLD INC.

Exchange	Date	Time	Price	Trading volume (mio.)	Number of trades
Tradegate	2024/07/18	22:02	0.119 EUR	0.00	1
TSX Venture Exchange	2024/07/26	21:57	0.17 CAD	0.01	10
Stuttgart	2024/07/26	14:44	0.112 EUR	0.00	5
Munich	2024/07/26	08:02	0.132 EUR	0.00	1
Frankfurt	2024/07/26	08:05	0.114 EUR	0.00	2

	26						
FINRA other OTC Issues	2024/07/ 26	19:51	0.1263 USD	0.00			4

## Company profile

### Company Logo



### Company Profile

-

### Contact Details

TRISTAR GOLD

--

East Acoma Drive, Suite 209 7950 85260  
Scottsdale

Telefon: +1-480-794-1244

Fax: -

E-mail: [info@tristargold.com](mailto:info@tristargold.com)