

NUFARM LTD.

ISIN: AU000000NUF3

WKN: NUF

Overview

2024/04/29 08:09:17

Price
3.20 EURDifference  1.91% (0.06)

General attributes

ISIN	AU000000NUF3
Symbol	NUF
Exchange	Munich
Currency	EUR
Sector	Chemical / Pharmaceutical / Health
Security type	Stock
Market cap (m)	1,228 EUR
Benchmark	MSCI WORLD INDEX (STRD, UHD)

Market data

Bid (Bid size)	-
Ask (Ask size)	-
Open	3.20 EUR
High	3.20 EUR
Low	3.20 EUR
Close (prev. day)	3.14 EUR
VWAP	3.40 EUR
Volume (pcs)	0
Trading volume	0.00
Number of trades	2
Last size	0

Futures and Options

Related Futures	-
Related Options	-





5y



Information about previous performance does not guarantee future performance.
Source: FactSet

Recent research

on sector

Date	Headline	Download
2024/04/29	 Aktienempfehlungen Österreich	
2024/04/26	 Global Equity Ratings	
2024/04/26	 Aktienempfehlungen Global	
2024/04/15	 Aktienempfehlungen Österreich	
2024/04/03	 Global Equity Ratings	

Details

2024/04/29 08:09:17

Price
3.20 EURDifference ▲ 1.91% (0.06)

General attributes

ISIN	AU000000NUF3
Symbol	NUF
Exchange	Munich
Currency	EUR
Sector	Chemical / Pharmaceutical / Health
Security type	Stock
Market cap (m)	1,228 EUR
Benchmark	MSCI WORLD INDEX (STRD, UHD)

Market data

Bid (Bid size)	-
Ask (Ask size)	-
Open	3.20 EUR
High	3.20 EUR
Low	3.20 EUR
Close (prev. day)	3.14 EUR
VWAP	3.40 EUR
Volume (pcs)	0
Trading volume	0.00
Number of trades	2
Last size	0

Performance and Risk

	6m	1y	3y
Perf (%)	+23.08%	-4.76%	-
Perf (abs.)	+0.60	-0.16	-
Beta	0.36	0.50	0.19
Volatility	19.11	20.26	-

5y



Information about previous performance does not guarantee future performance.
Source: FactSet

Price data

Ø price 5 days Ø volume 5 days (pcs.)	3.15 EUR (0)
Ø price 30 days Ø volume 30 days (pcs.)	3.19 EUR (0)
Ø price 100 days Ø volume 100 days (pcs.)	3.24 EUR (0)
Ø price 250 days Ø volume 250 days (pcs.)	3.12 EUR (0)
YTD High date	3.54 EUR (2024/03/06)
YTD Low date	3.04 EUR (2024/04/17)
52 Weeks High date	3.62 EUR (2023/05/18)
52 Weeks Low date	2.60 EUR (2023/10/26)

Arbitrage views

Exchange ⊕	Date	Time	Price	Trading volume (mio.)	Number of trades
Tradegate	2024/04/29	22:02	3.22 EUR	0.00	1
Stuttgart	2024/04/29	10:31	3.12 EUR	0.00	4
Munich	2024/04/29	08:09	3.20 EUR	0.00	2
Frankfurt	2024/04/29	08:15	3.16 EUR	0.00	2
FINRA other OTC Issues	2024/03/20	20:37	3.51 USD	0.01	2

	25						
Duesseldorf	2024/04/ 29	08:10	3.16	EUR	0.00		3
Berlin	2024/04/ 29	21:46	3.22	EUR	0.00		10
Australian Securities Exchange	2024/04/ 29	08:10	5.26	AUD	5.94		1,893

Company profile

Company Logo



Company Profile

-

Contact Details

NUFARM

--

103-105 Pipe Road - 3026 LAVERTON
NORTH, VIC

Telefon: +61 (03) 9282 1000

Fax: +61 (03) 9282 1007

E-mail:
corporate.information@au.nufarm.com