

SANOFI S.A. FUTURE (SNWG) - EUX/202412

2024/07/16 18:51:06

Price
93.5178 EUR
 Difference  -0.56% (-0.53)

General attributes

Symbol	SNWGZ24
Exchange	Eurex
Currency	EUR
Security type	Future
Underlying	SANOFI S.A.
Maturity	12-2024
Contract size	100

Market data

Bid (Bid size)	- EUR (-)
Ask (Ask size)	- EUR (-)
Open	93.5178 EUR
High	93.5178 EUR
Low	93.5178 EUR
Close (prev. day)	94.0468 EUR
Underlying	SANOFI S.A.
Underlying price (date)	91.92 (24/07/16)
Settlement price (date)	93.52 (24/07/16)
Open Interest	0

Performance and Risk

	6m	1y	3y
Perf (%)	-1.78%	-2.54%	-
Perf (abs.)	-1.69	-2.43	-
Beta	-	-	-
Volatility	18.96	28.41	-

Futures and Options

Related Futures	-
Related Options	-












Information about previous performance does not guarantee future performance.
 Source: FactSet

Price data

Ø price 5 days Ø volume 5 days (pcs.)	94.8755 EUR (0)
Ø price 30 days Ø volume 30 days (pcs.)	92.1711 EUR (0)
Ø price 100 days Ø volume 100 days (pcs.)	89.9517 EUR (0)
Ø price 250 days Ø volume 250 days (pcs.)	92.6349 EUR (0)
YTD High date	96.0825 EUR (2024/07/12)
YTD Low date	84.0862 EUR (2024/04/18)
52 Weeks High date	105.8953 EUR (2023/09/20)
52 Weeks Low date	82.0354 EUR (2023/10/27)

Recent Research

on underlying	on sector	on market	
Date		Headline	Download
2024/07/15		Aktienempfehlungen Global	
2024/07/12		Global Equity Ratings	
2024/06/21		Global Equity Ratings	
2024/06/21		Aktienempfehlungen Global	
2024/06/14		Global Equity Ratings	