

## DOORDASH INC. CLASS A

ISIN: **US25809K1051** WKN: **25809K105**

## Overview

2024/07/18 08:08:56

Price  
93.76 EURDifference  -0.12% (-0.11)

## General attributes

ISIN	US25809K1051
Symbol	DASH
Exchange	Stuttgart
Currency	EUR
Sector	IT-Technology
Security type	Stock
Market cap (m)	35,992 EUR
Benchmark	S&P 500

## Market data

Bid (Bid size)	93.81 EUR (700)
Ask (Ask size)	95.22 EUR (700)
Open	93.76 EUR
High	93.76 EUR
Low	93.76 EUR
Close (prev. day)	93.87 EUR
VWAP	-
Volume (pcs)	0
Trading volume	0.00
Number of trades	1
Last size	0

## Futures and Options






Related Futures	-
Related Options	-

5y



Information about previous performance does not guarantee future performance.  
Source: FactSet

## Recent research

on sector	on market		
Date	Headline		Download
2024/07/15	 Aktienempfehlungen Global		
2024/07/12	 Global Equity Ratings		
2024/07/09	 Aktienempfehlungen Österreich		
2024/07/05	 Equity Weekly		
2024/06/24	 Aktienempfehlungen Österreich		

## Details

2024/07/18 08:08:56

## Price

93.76 EUR

Difference ▼ -0.12% (-0.11)

## General attributes

ISIN	US25809K1051
Symbol	DASH
Exchange	Stuttgart
Currency	EUR
Sector	IT-Technology
Security type	Stock
Market cap (m)	35,992 EUR
Benchmark	S&P 500

## Market data

Bid (Bid size)	93.81 EUR (700)
Ask (Ask size)	95.22 EUR (700)
Open	93.76 EUR
High	93.76 EUR
Low	93.76 EUR
Close (prev. day)	93.87 EUR
VWAP	-
Volume (pcs)	0
Trading volume	0.00
Number of trades	1
Last size	0

## Performance and Risk

	6m	1y	3y
Perf (%)	-0.14%	+24.33%	-
Perf (abs.)	-0.13	+18.37	-
Beta	1.60	1.85	2.01
Volatility	40.00	41.67	-

5y



Information about previous performance does not guarantee future performance.  
Source: FactSet

## Price data

Ø price 5 days   Ø volume 5 days (pcs.)	96.34 EUR (0)
Ø price 30 days   Ø volume 30 days (pcs.)	101.55 EUR (35)
Ø price 100 days   Ø volume 100 days (pcs.)	111.50 EUR (48)
Ø price 250 days   Ø volume 250 days (pcs.)	95.20 EUR (29)
YTD High   date	133.10 EUR (2024/04/12)
YTD Low   date	85.50 EUR (2024/01/03)
52 Weeks High   date	133.10 EUR (2024/04/12)
52 Weeks Low   date	66.50 EUR (2023/10/27)

## All listings for DOORDASH INC. CLASS A

Exchange	Date	Time	Price	Trading volume (mio.)	Number of trades
Tradegate	2024/07/17	22:26	94.33 EUR	0.00	1
Stuttgart	2024/07/18	08:08	93.76 EUR	0.00	1
Nasdaq	2024/07/17	22:00	103.16 USD	430.64	55,955
Munich	2024/07/18	08:07	95.16 EUR	0.00	1
Frankfurt	2024/07/18	08:15	93.77 EUR	0.00	2

	07/18					
Euronext Milan MTF Trading After Hours	2024/07/03	18:00	102.88 EUR	0.00		1
Euronext Milan MTF Global Equity Market	2024/07/17	17:44	99.41 EUR	0.00		1
Duesseldorf	2024/07/18	08:12	93.82 EUR	0.00		1
Berlin	2024/07/18	08:08	93.77 EUR	0.00		1

## Company profile

### Company Logo



### Contact Details

DOORDASH INC.

--

South Tower, 303 2nd Street - 94107 San Francisco

Telefon: +1-650-487-3970

Fax: +

E-mail: -

### Company Profile

-

#### Members of Management Board

Shona Brown	Member of Board of Directors
Alfred Lin	Member of Board of Directors
Andy Fang	Member of Board of Directors
Ashley Still	Member of Board of Directors
Diego Piacentini	Member of Board of Directors
Ellie Mertz	Member of Board of Directors
Jeffrey Blackburn	Member of Board of Directors
John Doerr	Member of Board of Directors
Stanley Tang	Member of Board of Directors
Tony Xu	Chairman of Managing Board
Keith Yandell	Member of Executive Committee
Prabir Adarkar	Member of Executive Committee
Ravi Inukonda	Member of Executive Committee
Tia Sherringham	Member of Executive Committee