

# BANQUE CANTONALE DU JURA SA

ISIN: **CH0350665672** WKN: **3299134**

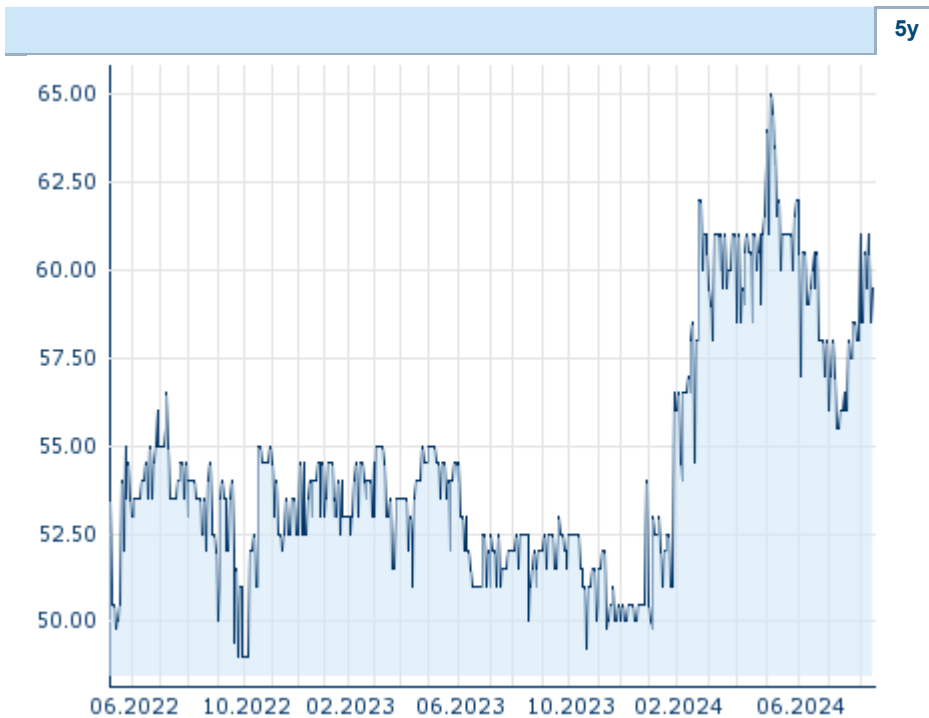
## Overview

2024/08/15 17:31:33	
<b>Price</b>	59.50 CHF
<b>Difference</b>	<span style="color: green;">▲</span> 1.71% (1.00)

General attributes	
ISIN	CH0350665672
Symbol	BCJ
Exchange	SIX Swiss Exchange
Currency	CHF
Sector	Financial
Security type	Stock
Market cap (m)	187 EUR
Benchmark	SWISS MARKET INDEX

Market data	
Bid (Bid size)	58.50 CHF (100)
Ask (Ask size)	59.50 CHF (22)
Open	59.50 CHF
High	59.50 CHF
Low	59.50 CHF
Close (prev. day)	58.50 CHF
VWAP	59.50 CHF
Volume (pcs)	16
Trading volume	952.00
Number of trades	1
Last size	-

Futures and Options	
Related Futures	-
Related Options	-



Information about previous performance does not guarantee future performance.  
**Source:** FactSet

### Recent research

on sector		on market	
Date		Headline	Download
2024/08/13		Aktienempfehlungen Österreich	
2024/08/12		Global Equity Ratings	
2024/08/12		Aktienempfehlungen Global	
2024/08/02		Equity Weekly	
2024/07/29		Aktienempfehlungen Österreich	

## Details

2024/08/15 17:31:33

## Price

59.50 CHF

Difference ▲ 1.71% (1.00)

## General attributes

ISIN	CH0350665672
Symbol	BCJ
Exchange	SIX Swiss Exchange
Currency	CHF
Sector	Financial
Security type	Stock
Market cap (m)	187 EUR
Benchmark	SWISS MARKET INDEX

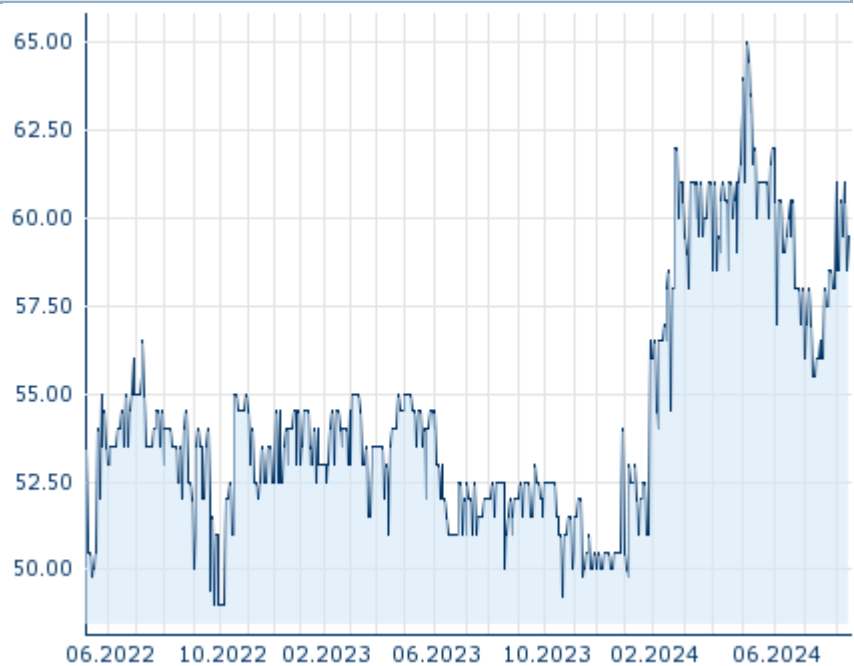
## Market data

Bid (Bid size)	58.50 CHF (100)
Ask (Ask size)	59.50 CHF (22)
Open	59.50 CHF
High	59.50 CHF
Low	59.50 CHF
Close (prev. day)	58.50 CHF
VWAP	59.50 CHF
Volume (pcs)	16
Trading volume	952.00
Number of trades	1
Last size	-

## Performance and Risk

	6m	1y	3y
Perf (%)	+2.59%	+13.33%	-
Perf (abs.)	+1.50	+7.00	-
Beta	0.66	0.39	0.23
Volatility	38.75	35.86	-

5y



Information about previous performance does not guarantee future performance.  
Source: FactSet

## Price data

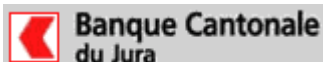
Ø price 5 days   Ø volume 5 days (pcs.)	59.88 CHF (19)
Ø price 30 days   Ø volume 30 days (pcs.)	57.90 CHF (118)
Ø price 100 days   Ø volume 100 days (pcs.)	59.57 CHF (769)
Ø price 250 days   Ø volume 250 days (pcs.)	55.93 CHF (390)
YTD High   date	66.50 CHF (2024/02/26)
YTD Low   date	49.80 CHF (2024/01/05)
52 Weeks High   date	66.50 CHF (2024/02/26)
52 Weeks Low   date	49.20 CHF (2023/10/18)

## Arbitrage views

Exchange <span>⊕</span>	Date	Time	Price	Trading volume (mio.)	Number of trades
SIX Swiss Exchange	2024/08/15	17:31	59.50 CHF	0.00	1
London Stock Exchange	2024/07/09	17:39	55.50 CHF	0.00	1

## Company profile

### Company Logo



### Contact Details

BANQUE CANTONALE DU JURA SA

--

rue de la Chaumont 10 - 2900 Porrentruy

Telefon: +41-32-465-13-01

Fax: +41-32-465-14-95

E-mail: marches@bcj.ch

### Company Profile

-

#### Members of Management Board

Bertrand Valley Chairman of Managing Board

Gaël Froidevaux Member of Executive Committee

Margaux Häni Member of Executive Committee

Stéphane Ramseyer Member of Executive Committee

#### Board of directors

Aerni-Roth Annette Member of the administrative board

Alexandre Léchenne Member of the administrative board

Fabrice Welsch Member of the administrative board

Mike Jaberg Member of the administrative board

Nicola Thibaudeau Member of the administrative board

Philippe Alexandre Milliet Member of the administrative board

Christina A. Pamberg Chairman of the administrative board