

EUROAPI SAS

ISIN:

FR0014008VX5

WKN: -

Overview

2022/08/12 17:35:08

Price

16.116 EUR

Difference  0.39% (0.06)

General attributes

ISIN	FR0014008VX5
Symbol	EAPI
Exchange	Euronext Paris
Currency	EUR
Sector	-
Security type	Stock
Market cap (m)	1,524 EUR
Benchmark	CAC 40 INDEX

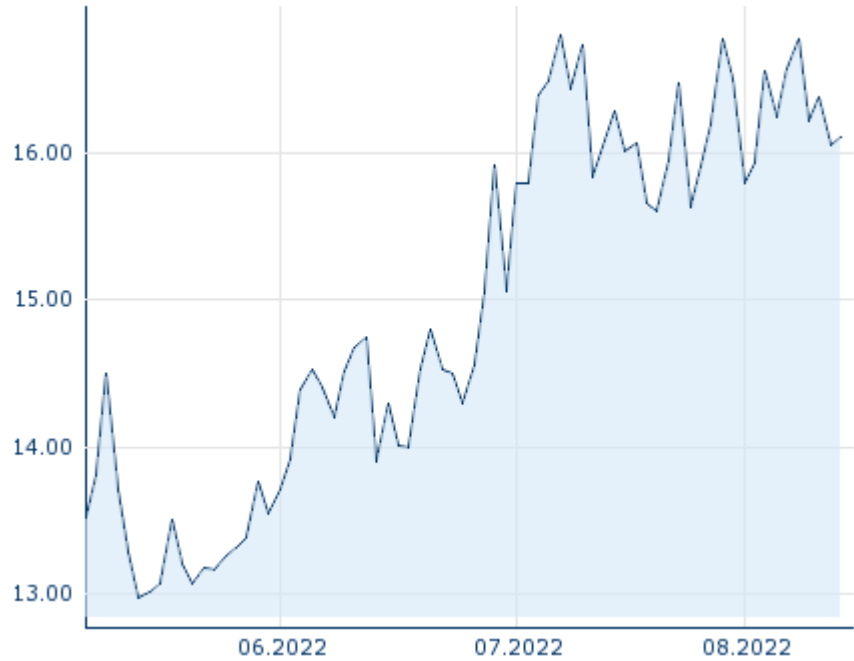
Market data

Bid (Bid size)	16.08 EUR (420)
Ask (Ask size)	16.18 EUR (300)
Open	16.01 EUR
High	16.28 EUR
Low	15.91 EUR
Close (prev. day)	16.054 EUR
VWAP	16.077723 EUR
Volume (pcs)	245,727
Trading volume	3,950,731.00
Number of trades	2,578
Last size	103

Futures and Options








Related Futures	-
Related Options	389

5y



Information about previous performance does not guarantee future performance.
Source: FactSet

Recent research

on market		
Date	Headline	Download
2022/08/08	 Global Equity Ratings	
2022/08/08	 Aktienempfehlungen Global	
2022/08/08	 Marktkommentar	
2022/07/25	 Global Equity Ratings	
2022/07/25	 Aktienempfehlungen Global	

Details

2022/08/12 17:35:08

Price

16.116 EUR

Difference ▲ 0.39% (0.06)

General attributes

ISIN	FR0014008VX5
Symbol	EAPI
Exchange	Euronext Paris
Currency	EUR
Sector	-
Security type	Stock
Market cap (m)	1,524 EUR
Benchmark	CAC 40 INDEX

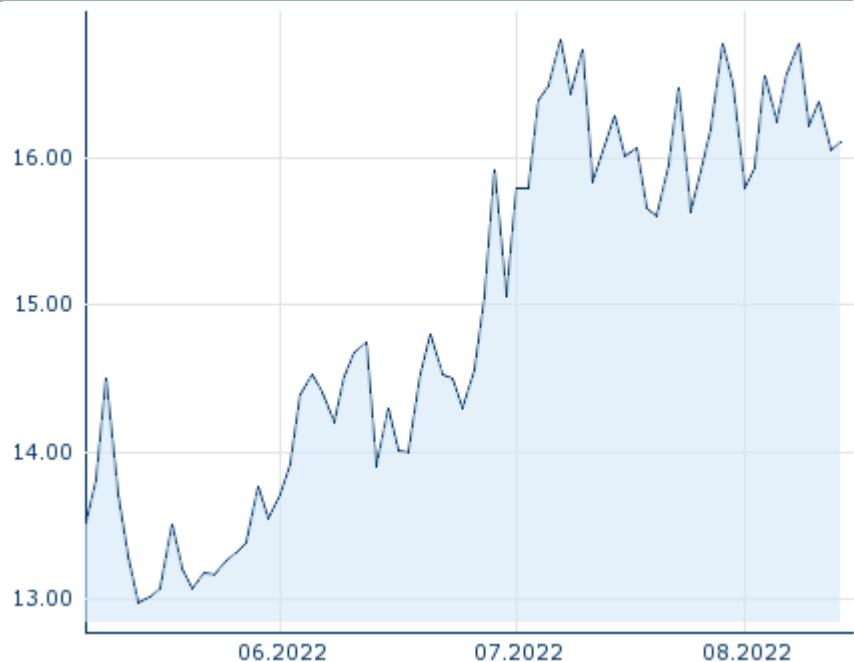
Market data

Bid (Bid size)	16.08 EUR (420)
Ask (Ask size)	16.18 EUR (300)
Open	16.01 EUR
High	16.28 EUR
Low	15.91 EUR
Close (prev. day)	16.054 EUR
VWAP	16.077723 EUR
Volume (pcs)	245,727
Trading volume	3,950,731.00
Number of trades	2,578
Last size	103

Performance and Risk

	6m	1y	3y
Perf (%)	-	-	-
Perf (abs.)	-	-	-
Beta	-	-	-
Volatility	42.35	42.35	42.35

5y



Information about previous performance does not guarantee future performance.
Source: FactSet

Price data

Ø price 5 days Ø volume 5 days (pcs.)	16.312 EUR (268,887)
Ø price 30 days Ø volume 30 days (pcs.)	16.212 EUR (296,739)
Ø price 100 days Ø volume 100 days (pcs.)	- EUR (768,962)
Ø price 250 days Ø volume 250 days (pcs.)	- EUR (768,962)
YTD High date	17.264 EUR (2022/07/07)
YTD Low date	12.248 EUR (2022/05/06)
52 Weeks High date	17.264 EUR (2022/07/07)
52 Weeks Low date	12.248 EUR (2022/05/06)

Arbitrage views

Exchange ⊕	Date	Time	Price	Trading volume (mio.)	Number of trades
Tradegate	2022/08/12	22:27	16.245 EUR	0.02	33
Stuttgart	2022/08/12	16:43	16.025 EUR	0.01	15
Munich	2022/08/12	08:05	16.085 EUR	0.00	1
London Stock Exchange European Trade Reporting	2022/08/12	17:30	16.2875 EUR	0.00	2

Frankfurt	2022/ 08/12	17:22	16.06 EUR	0.00	13
FINRA other OTC Issues	2022/ 08/11	16:59	16.81 USD	0.01	2
Euronext Paris	2022/ 08/12	17:35	16.116 EUR	3.95	2,578
Duesseldorf	2022/ 08/12	21:00	16.13 EUR	0.00	11
Berlin	2022/ 08/12	08:10	15.88 EUR	0.00	1

Company profile

Company Logo



Contact Details

EUROAPI SA

--

-- --

Telefon: -

Fax: -

E-mail: -

Company Profile

-

Members of Management Board

Karl Rothier Chairman of Managing Board

Kai Rossen Member of Executive Committee

Laurent Alexandre Member of Executive Committee

Antoine Delcour Member of Executive Committee

Bruno Laforge Member of Executive Committee

Cecile Maupas Member of Executive Committee

Emmanuel Mazeaud Member of Executive Committee

Frederic Lelievre Member of Executive Committee

Guillaume Rosso Member of Executive Committee

James DeYonker Member of Executive Committee

Vincent Touraille Member of Executive Committee

Éric Bergeron Member of Executive Committee

Board of directors

Viviane Monges Chairman of Supervisory Board