

LINDEX GROUP OYJ

ISIN: **FI0009000251** WKN: -

Overview

2019/03/29 17:25:00

5y

Price

2.1225 EUR

Difference  -0.70% (-0.02)

General attributes

ISIN	FI0009000251
Symbol	LINDEX
Exchange	London Stock Exchange
Currency	EUR
Sector	Commerce
Security type	Stock
Market cap (m)	436 EUR
Benchmark	OMX HELSINKI 25

Market data

Bid (Bid size)	2.07 EUR (5,000)
Ask (Ask size)	2.175 EUR (5,000)
Open	2.1175 EUR
High	2.1225 EUR
Low	2.1175 EUR
Close (prev. day)	2.1375 EUR
VWAP	2.22504 EUR
Volume (pcs)	-
Trading volume	-
Number of trades	2
Last size	-











Futures and Options

Related Futures	1
Related Options	-



Information about previous performance does not guarantee future performance.
Source: FactSet

Recent research

on sector		on market	
Date		Headline	Download
2024/09/11		Global Equity Ratings	
2024/09/11		Aktienempfehlungen Global	
2024/09/05		Global Equity Ratings	
2024/09/05		Aktienempfehlungen Global	
2024/08/12		Global Equity Ratings	

Details

2019/03/29 17:25:00

Price

2.1225 EUR

Difference  -0.70% (-0.02)

General attributes

ISIN	F10009000251
Symbol	LINDEX
Exchange	London Stock Exchange
Currency	EUR
Sector	Commerce
Security type	Stock
Market cap (m)	436 EUR
Benchmark	OMX HELSINKI 25

Market data

Bid (Bid size)	2.07 EUR (5,000)
Ask (Ask size)	2.175 EUR (5,000)
Open	2.1175 EUR
High	2.1225 EUR
Low	2.1175 EUR
Close (prev. day)	2.1375 EUR
VWAP	2.22504 EUR
Volume (pcs)	-
Trading volume	-
Number of trades	2
Last size	-

Performance and Risk

	6m	1y	3y
Perf (%)	-	-	-
Perf (abs.)	-	-	-
Beta	-	-	-
Volatility	-	-	-

5y

Chart
not available

Information about previous performance does not guarantee future performance.
Source: FactSet

Price data

Ø price 5 days Ø volume 5 days (pcs.)	- EUR (-)
Ø price 30 days Ø volume 30 days (pcs.)	- EUR (-)
Ø price 100 days Ø volume 100 days (pcs.)	- EUR (-)
Ø price 250 days Ø volume 250 days (pcs.)	- EUR (-)
YTD High date	- EUR (-)
YTD Low date	- EUR (-)
52 Weeks High date	- EUR (-)
52 Weeks Low date	- EUR (-)

Arbitrage views

Exchange 	Date	Time	Price	Trading volume (mio.)	Number of trades
Stuttgart	2024/09/17	14:16	2.675 EUR	0.00	4
Nasdaq Helsinki	2024/09/17	14:28	2.71 EUR	0.05	90
Munich	2024/09/17	08:08	2.89 EUR	0.00	1
London Stock Exchange	2019/03/29	17:25	2.1225 EUR	0.00	2
Frankfurt	2024/09/17	08:01	2.67 EUR	0.00	1

	17					
Duesseldorf	2024/09/ 17	08:12	2.665 EUR	0.00		1
Berlin	2024/09/ 17	14:13	2.705 EUR	0.00		9

Company profile

Company Logo

LINDEXGROUP

Company Profile

-

Contact Details

LINDEX GROUP

--

Aleksanterinkatu 52 B 00101 Helsinki

Telefon: +358 9 1211

Fax: -

E-mail: -