

## TRISTAR GOLD INC.

ISIN: CA89678B1094 WKN: -

## Overview

2024/07/26 21:57:57

Price  
0.17 CADDifference  -8.11% (-0.02)

## General attributes

ISIN	CA89678B1094
Symbol	TSG
Exchange	TSX Venture Exchange
Currency	CAD
Sector	Energy / Commodities
Security type	Stock
Market cap (m)	32 EUR
Benchmark	S&P 500

## Market data

Bid (Bid size)	0.165 CAD (5,500)
Ask (Ask size)	0.17 CAD (50,000)
Open	0.185 CAD
High	0.185 CAD
Low	0.17 CAD
Close (prev. day)	0.185 CAD
VWAP	0.178666 CAD
Volume (pcs)	59,950
Trading volume	10,711.00
Number of trades	10
Last size	500

## Futures and Options











Related Futures	-
Related Options	-

5y



Information about previous performance does not guarantee future performance.  
Source: FactSet

## Recent research

on sector		on market	
Date		Headline	Download
2024/07/26		Equity Weekly	
2024/07/24		Global Equity Ratings	
2024/07/24		Aktienempfehlungen Global	
2024/07/15		Aktienempfehlungen Global	
2024/07/12		Equity Weekly	

## Details

2024/07/26 21:57:57

## Price

0.17 CAD

Difference  -8.11% (-0.02)

## General attributes

ISIN	CA89678B1094
Symbol	TSG
Exchange	TSX Venture Exchange
Currency	CAD
Sector	Energy / Commodities
Security type	Stock
Market cap (m)	32 EUR
Benchmark	S&P 500

## Market data

Bid (Bid size)	0.165 CAD (5,500)
Ask (Ask size)	0.17 CAD (50,000)
Open	0.185 CAD
High	0.185 CAD
Low	0.17 CAD
Close (prev. day)	0.185 CAD
VWAP	0.178666 CAD
Volume (pcs)	59,950
Trading volume	10,711.00
Number of trades	10
Last size	500

## Performance and Risk

	6m	1y	3y
Perf (%)	+112.50%	+41.67%	-33.33%
Perf (abs.)	+0.09	+0.05	-0.09
Beta	-0.05	-0.14	0.51
Volatility	100.50	85.63	91.02

5y



Information about previous performance does not guarantee future performance.  
Source: FactSet

## Price data

Ø price 5 days   Ø volume 5 days (pcs.)	0.19 CAD (62,896)
Ø price 30 days   Ø volume 30 days (pcs.)	0.21 CAD (79,051)
Ø price 100 days   Ø volume 100 days (pcs.)	0.15 CAD (61,262)
Ø price 250 days   Ø volume 250 days (pcs.)	0.12 CAD (60,164)
YTD High   date	0.24 CAD (2024/06/13)
YTD Low   date	0.07 CAD (2024/02/16)
52 Weeks High   date	0.24 CAD (2024/06/13)
52 Weeks Low   date	0.07 CAD (2024/02/16)

## All listings for TRISTAR GOLD INC.

Exchange 	Date	Time	Price	Trading volume (mio.)	Number of trades
Tradegate	2024/07/18	22:02	0.119 EUR	0.00	1
TSX Venture Exchange	2024/07/26	21:57	0.17 CAD	0.01	10
Stuttgart	2024/07/26	14:44	0.112 EUR	0.00	5
Munich	2024/07/26	08:02	0.132 EUR	0.00	1
Frankfurt	2024/07/26	08:05	0.114 EUR	0.00	2

	26						
FINRA other OTC Issues	2024/07/ 26	19:51	0.1263 USD	0.00			4

## Company profile

### Company Logo



### Company Profile

-

### Contact Details

TRISTAR GOLD

--

East Acoma Drive, Suite 209 7950 85260  
Scottsdale

Telefon: +1-480-794-1244

Fax: -

E-mail: [info@tristargold.com](mailto:info@tristargold.com)