

## AFC GAMMA INC COM USD0.01

ISIN: **US00109K1051** WKN: **00109K105**

## Overview

2024/09/13 08:04:43

Price  
9.05 EURDifference  -0.55% (-0.05)

## General attributes

ISIN	US00109K1051
Symbol	AFCG
Exchange	Stuttgart
Currency	EUR
Sector	-
Security type	Stock
Market cap (m)	193 EUR
Benchmark	S&P 500

## Market data

Bid (Bid size)	- (0)
Ask (Ask size)	- (0)
Open	9.05 EUR
High	9.05 EUR
Low	9.05 EUR
Close (prev. day)	9.10 EUR
VWAP	-
Volume (pcs)	0
Trading volume	0.00
Number of trades	3
Last size	0

## Futures and Options










Related Futures	-
Related Options	-

5y



Information about previous performance does not guarantee future performance.  
Source: FactSet

## Recent research

on market		
Date	Headline	Download
2024/09/11	 Global Equity Ratings	
2024/09/11	 Aktienempfehlungen Global	
2024/09/09	 Marktkommentar	
2024/09/05	 Global Equity Ratings	
2024/09/05	 Aktienempfehlungen Global	

## Details

2024/09/13 08:04:43

**Price**  
9.05 EUR

**Difference** ▼ -0.55% (-0.05)

### General attributes

ISIN	US00109K1051
Symbol	AFCG
Exchange	Stuttgart
Currency	EUR
Sector	-
Security type	Stock
Market cap (m)	193 EUR
Benchmark	S&P 500

### Market data

Bid (Bid size)	- (0)
Ask (Ask size)	- (0)
Open	9.05 EUR
High	9.05 EUR
Low	9.05 EUR
Close (prev. day)	9.10 EUR
VWAP	-
Volume (pcs)	0
Trading volume	0.00
Number of trades	3
Last size	0

### Performance and Risk

	6m	1y	3y
Perf (%)	+16.24%	+8.49%	-
Perf (abs.)	+1.26	+0.71	-
Beta	-	-	-
Volatility	30.64	36.02	-

5y



Information about previous performance does not guarantee future performance.  
Source: FactSet

### Price data

Ø price 5 days   Ø volume 5 days (pcs.)	9.07 EUR (2)
Ø price 30 days   Ø volume 30 days (pcs.)	8.92 EUR (103)
Ø price 100 days   Ø volume 100 days (pcs.)	8.18 EUR (57)
Ø price 250 days   Ø volume 250 days (pcs.)	7.75 EUR (47)
YTD High   date	9.35 EUR (2024/08/29)
YTD Low   date	7.09 EUR (2024/02/08)
52 Weeks High   date	9.35 EUR (2024/08/29)
52 Weeks Low   date	6.71 EUR (2023/11/14)

### All listings for AFC GAMMA INC COM USD0.01

Exchange	Date	Time	Price	Trading volume (mio.)	Number of trades
Stuttgart	2024/09/13	08:04	9.05 EUR	0.00	3
Nasdaq	2024/09/13	22:00	10.34 USD	2.71	2,987
Munich	2024/09/13	08:03	9.25 EUR	0.00	1
Frankfurt	2024/09/13	08:01	9.00 EUR	0.00	2
Duesseldorf	2024/09/13	19:30	9.20 EUR	0.00	7

## Company profile

### Company Logo

#### Contact Details

AFC GAMMA INC

--

----

Telefon: -

Fax: -

E-mail: -

### Company Profile

-