

OSISKO METALS INC.

ISIN: CA6882741094 WKN: -

Overview

2024/07/26 22:02:11

Price
0.13 EURDifference  -1.52% (-0.00)

General attributes

ISIN	CA6882741094
Symbol	OM
Exchange	Tradegate
Currency	EUR
Sector	Energy / Commodities
Security type	Stock
Market cap (m)	33 EUR
Benchmark	S&P/TSX 60 INDEX

Market data

Bid (Bid size)	0.124 EUR (24,331)
Ask (Ask size)	0.136 EUR (21,979)
Open	0.13 EUR
High	0.13 EUR
Low	0.13 EUR
Close (prev. day)	0.132 EUR
VWAP	0.145 EUR
Volume (pcs)	-
Trading volume	-
Number of trades	1
Last size	-

Futures and Options








Related Futures	-
Related Options	-

5y



Information about previous performance does not guarantee future performance.
Source: FactSet

Recent research

on sector			
Date		Headline	Download
2024/07/26		Equity Weekly	
2024/07/24		Global Equity Ratings	
2024/07/24		Aktienempfehlungen Global	
2024/07/15		Aktienempfehlungen Global	
2024/07/12		Equity Weekly	

Details

2024/07/26 22:02:11

Price
0.13 EUR

Difference ▼ -1.52% (-0.00)

General attributes

ISIN	CA6882741094
Symbol	OM
Exchange	Tradegate
Currency	EUR
Sector	Energy / Commodities
Security type	Stock
Market cap (m)	33 EUR
Benchmark	S&P/TSX 60 INDEX

Market data

Bid (Bid size)	0.124 EUR (24,331)
Ask (Ask size)	0.136 EUR (21,979)
Open	0.13 EUR
High	0.13 EUR
Low	0.13 EUR
Close (prev. day)	0.132 EUR
VWAP	0.145 EUR
Volume (pcs)	-
Trading volume	-
Number of trades	1
Last size	-

Performance and Risk

	6m	1y	3y
Perf (%)	+11.86%	-22.35%	-
Perf (abs.)	+0.01	-0.04	-
Beta	1.85	1.23	0.93
Volatility	64.58	54.15	-

5y



Information about previous performance does not guarantee future performance.
Source: FactSet

Price data

Ø price 5 days Ø volume 5 days (pcs.)	0.13 EUR (0)
Ø price 30 days Ø volume 30 days (pcs.)	0.14 EUR (1,831)
Ø price 100 days Ø volume 100 days (pcs.)	0.13 EUR (3,209)
Ø price 250 days Ø volume 250 days (pcs.)	0.13 EUR (4,133)
YTD High date	0.19 EUR (2024/05/28)
YTD Low date	0.10 EUR (2024/04/02)
52 Weeks High date	0.19 EUR (2024/05/28)
52 Weeks Low date	0.10 EUR (2024/04/02)

All listings for OSISKO METALS INC.

Exchange	Date	Time	Price	Trading volume (mio.)	Number of trades
Tradegate	2024/07/26	22:02	0.13 EUR	0.00	1
TSX Venture Exchange	2024/07/26	19:26	0.195 CAD	0.00	4
Stuttgart	2024/07/26	14:44	0.126 EUR	0.00	3
Frankfurt	2024/07/26	08:05	0.106 EUR	0.00	1
FINRA other OTC	2024/07/26	21:52	0.147 USD	0.01	5

Issues	26						
Berlin	2024/07/26	20:48	0.128	EUR	0.00		20

Company profile

Company Logo



Company Profile

-

Contact Details

OSISKO METALS

--

Telefon: -

Fax: -

E-mail: -