

MCDONALD'S (MCDF) - EUX/20230519

2022/11/30 18:35:56

Price
274.3776 USD

Difference  0.08% (0.23)

General attributes

Symbol	MCDFK23
Exchange	Eurex
Currency	USD
Security type	Future
Underlying	MCDONALD'S CORPORATION COM
Maturity	05-2023
Contract size	100

Market data

Bid (Bid size)	- USD (-)
Ask (Ask size)	- USD (-)
Open	274.3776 USD
High	274.3776 USD
Low	274.3776 USD
Close (prev. day)	274.1494 USD
Underlying	MCDONALD'S CORPORATION COM
Underlying price (date)	272.79 (22/11/30)
Settlement price (date)	274.38 (22/11/30)
Open Interest	0

Performance and Risk

	6m	1y	3y
Perf (%)	+9.51%	-	-
Perf (abs.)	+23.83	-	-
Beta	-	-	-
Volatility	16.78	18.27	18.27

Futures and Options

Related Futures	-
Related Options	-

5y












Information about previous performance does not guarantee future performance.
Source: FactSet

Price data

Ø price 5 days Ø volume 5 days (pcs.)	276.6101 USD (0)
Ø price 30 days Ø volume 30 days (pcs.)	274.3625 USD (0)
Ø price 100 days Ø volume 100 days (pcs.)	261.8309 USD (0)
Ø price 250 days Ø volume 250 days (pcs.)	- USD (0)
YTD High date	284.3786 USD (2022/11/09)
YTD Low date	229.0665 USD (2022/05/20)
52 Weeks High date	284.3786 USD (2022/11/09)
52 Weeks Low date	229.0665 USD (2022/05/20)

Recent Research

on underlying	on sector	on market	
Date		Headline	Download
2022/11/28		Global Equity Ratings	
2022/11/28		Aktienempfehlungen Global	
2022/11/18		Global Equity Ratings	
2022/11/18		Aktienempfehlungen Global	
2022/10/31		Aktienempfehlungen Global	