

## 1LOR (1LOR) - EUX/20230519

2022/12/02 18:51:18

Price  
**364.7261** EURDifference  0.65% (2.35)

## General attributes

Symbol	1LORK23
Exchange	Eurex
Currency	EUR
Security type	Future
Underlying	L'OREAL S.A.
Maturity	05-2023
Contract size	100

## Market data

Bid (Bid size)	- EUR (-)
Ask (Ask size)	- EUR (-)
Open	364.7261 EUR
High	364.7261 EUR
Low	364.7261 EUR
Close (prev. day)	362.3765 EUR
Underlying	L'OREAL S.A.
Underlying price (date)	360.75 (22/12/02)
Settlement price (date)	364.73 (22/12/02)
Open Interest	0

## Performance and Risk

	6m	1y	3y
Perf (%)	+9.35%	-	-
Perf (abs.)	+31.17	-	-
Beta	-	-	-
Volatility	26.62	29.69	29.69

## Futures and Options

Related Futures	-
Related Options	-

5y










Information about previous performance does not guarantee future performance.  
Source: FactSet

## Price data

Ø price 5 days   Ø volume 5 days (pcs.)	358.7695 EUR (0)
Ø price 30 days   Ø volume 30 days (pcs.)	339.4434 EUR (0)
Ø price 100 days   Ø volume 100 days (pcs.)	345.5234 EUR (0)
Ø price 250 days   Ø volume 250 days (pcs.)	- EUR (0)
YTD High   date	371.9744 EUR (2022/08/01)
YTD Low   date	303.2845 EUR (2022/06/14)
52 Weeks High   date	371.9744 EUR (2022/08/01)
52 Weeks Low   date	303.2845 EUR (2022/06/14)

## Recent Research

on underlying	on sector	on market	
Date		Headline	Download
2022/11/28		Global Equity Ratings	
2022/11/28		Aktienempfehlungen Global	
2022/11/18		Global Equity Ratings	
2022/11/18		Aktienempfehlungen Global	
2022/10/31		Aktienempfehlungen Global	