

BANK OF AMERICA CORP. FUTURE (BACF) - EUX/202305

2023/03/24 18:33:30

Price
27.044 USDDifference  -2.59% (-0.72)

General attributes

Symbol	BACFK23
Exchange	Eurex
Currency	USD
Security type	Future
Underlying	BANK OF AMERICA CORP.
Maturity	05-2023
Contract size	100

Market data

Bid (Bid size)	- USD (-)
Ask (Ask size)	- USD (-)
Open	27.044 USD
High	27.044 USD
Low	27.044 USD
Close (prev. day)	27.7621 USD
Underlying	BANK OF AMERICA CORP.
Underlying price (date)	27.14 (23/03/24)
Settlement price (date)	27.04 (23/03/24)
Open Interest	0

Performance and Risk

	6m	1y	3y
Perf (%)	-15.06%	-	-
Perf (abs.)	-4.80	-	-
Beta	-	-	-
Volatility	28.21	31.29	31.29

Futures and Options

Related Futures	-
Related Options	-












5y

Information about previous performance does not guarantee future performance.
Source: FactSet

Price data

Ø price 5 days Ø volume 5 days (pcs.)	28.025 USD (0)
Ø price 30 days Ø volume 30 days (pcs.)	32.385 USD (0)
Ø price 100 days Ø volume 100 days (pcs.)	34.491 USD (0)
Ø price 250 days Ø volume 250 days (pcs.)	- USD (0)
YTD High date	37.047 USD (2023/02/07)
YTD Low date	27.044 USD (2023/03/24)
52 Weeks High date	40.267 USD (2022/04/20)
52 Weeks Low date	27.044 USD (2023/03/24)

Recent Research

on underlying	on sector	on market	
Date		Headline	Download
2023/03/16		Global Equity Ratings	
2023/03/16		Aktienempfehlungen Global	
2023/03/10		Global Equity Ratings	
2023/03/10		Aktienempfehlungen Global	
2023/02/27		Global Equity Ratings	