

WEC ENERGY GROUP INC.

ISIN: US92939U1060 WKN: 92939U106

Overview

2024/06/21 20:21:10

Price
73.62 EURDifference  -0.16% (-0.12)

General attributes

ISIN	US92939U1060
Symbol	WEC
Exchange	Berlin
Currency	EUR
Sector	Utilities
Security type	Stock
Market cap (m)	23,077 EUR
Benchmark	S&P 500

Market data

Bid (Bid size)	-
Ask (Ask size)	-
Open	73.96 EUR
High	74.62 EUR
Low	73.62 EUR
Close (prev. day)	73.74 EUR
VWAP	-
Volume (pcs)	0
Trading volume	0.00
Number of trades	18
Last size	0

Futures and Options




Related Futures	-
Related Options	-

5y



Information about previous performance does not guarantee future performance.
Source: FactSet

Recent research

on sector		on market	
Date		Headline	Download
2024/06/21		Global Equity Ratings	
2024/06/21		Aktienempfehlungen Global	
2024/06/14		Global Equity Ratings	
2024/06/14		Aktienempfehlungen Global	
2024/06/11		Aktienempfehlungen Österreich	

Details

2024/06/21 20:21:10

Price

73.62 EUR

Difference ▼ -0.16% (-0.12)

General attributes

ISIN	US92939U1060
Symbol	WEC
Exchange	Berlin
Currency	EUR
Sector	Utilities
Security type	Stock
Market cap (m)	23,077 EUR
Benchmark	S&P 500

Market data

Bid (Bid size)	-
Ask (Ask size)	-
Open	73.96 EUR
High	74.62 EUR
Low	73.62 EUR
Close (prev. day)	73.74 EUR
VWAP	-
Volume (pcs)	0
Trading volume	0.00
Number of trades	18
Last size	0

Performance and Risk

	6m	1y	3y
Perf (%)	-1.45%	-10.66%	-
Perf (abs.)	-1.08	-8.78	-
Beta	0.14	0.43	0.41
Volatility	18.13	18.75	-

5y



Information about previous performance does not guarantee future performance.
Source: FactSet

Price data

Ø price 5 days Ø volume 5 days (pcs.)	73.18 EUR (0)
Ø price 30 days Ø volume 30 days (pcs.)	74.96 EUR (0)
Ø price 100 days Ø volume 100 days (pcs.)	74.54 EUR (0)
Ø price 250 days Ø volume 250 days (pcs.)	76.51 EUR (0)
YTD High date	79.74 EUR (2024/05/10)
YTD Low date	70.30 EUR (2024/02/13)
52 Weeks High date	84.20 EUR (2023/07/27)
52 Weeks Low date	70.30 EUR (2024/02/13)

Arbitrage views

Exchange ⊕	Date	Time	Price	Trading volume (mio.)	Number of trades
Tradegate	2024/06/21	22:26	73.24 EUR	0.00	2
Stuttgart	2024/06/21	21:53	73.32 EUR	0.00	12
NYSE	2024/06/21	22:00	78.23 USD	323.80	29,334
Munich	2024/06/21	08:04	73.60 EUR	0.00	2
London Stock Exchange	2024/	15:30	85.72 USD	0.04	1

	05/20						
Frankfurt	2024/ 06/21	09:09	73.60	EUR	0.00		2
Euronext Milan MTF Trading After Hours	-	-	-		0.00		-
Euronext Milan MTF Global Equity Market	2024/ 06/21	17:44	73.80	EUR	0.00		1
Duesseldorf	2024/ 06/21	19:30	73.62	EUR	0.00		6
Berlin	2024/ 06/21	20:21	73.62	EUR	0.00		18

Company profile

Company Logo



Contact Details

WEC ENERGY GROUP INC.

--

231 West Michigan Street - 53203
Milwaukee

Telefon: +1-414-221-2345

Fax: +

E-mail: -

Company Profile

-

Members of Management Board

Gale Klappa Chairman of Board of Directors

Ulice Payne Member of Board of Directors

Ave Bie Member of Board of Directors

Cristina Garcia-Thomas Member of Board of Directors

Curt Culver Member of Board of Directors

Danny Cunningham Member of Board of Directors

Glen Tellock Member of Board of Directors

Maria Green Member of Board of Directors

Mary Stanek Member of Board of Directors

Thomas Lane Member of Board of Directors

William Farrow Member of Board of Directors

Scott J. Lauber Chairman of Managing Board

Dan Krueger Member of Executive Committee

Gale E. Klappa Member of Executive Committee

James Schubilske Member of Executive Committee

Peggy Kelsey Member of Executive Committee

Robert M. Garvin Member of Executive Committee

Xia Liu Member of Executive Committee