

TESLA INC.

ISIN: **US88160R1014**WKN: **88160R101**

Overview

2024/05/03 10:56:59

Price

166.36 EUR

Difference  -2.18% (-3.70)

General attributes

| | |
|----------------|--------------|
| ISIN | US88160R1014 |
| Symbol | TSLA |
| Exchange | Hamburg |
| Currency | EUR |
| Sector | Automotive |
| Security type | Stock |
| Market cap (m) | 535,303 EUR |
| Benchmark | S&P 500 |

Market data

| | |
|-------------------|-----------------|
| Bid (Bid size) | 166.86 EUR (9) |
| Ask (Ask size) | 166.90 EUR (50) |
| Open | 168.42 EUR |
| High | 168.42 EUR |
| Low | 166.36 EUR |
| Close (prev. day) | 170.06 EUR |
| VWAP | 16.046667 EUR |
| Volume (pcs) | 75 |
| Trading volume | 12,477.00 |
| Number of trades | 2 |
| Last size | 75 |

Futures and Options











| | |
|-----------------|----|
| Related Futures | 16 |
| Related Options | - |

5y



Information about previous performance does not guarantee future performance.
Source: FactSet

Recent research

| on instrument | on sector | on market |
|---------------|---|---|
| Date | Headline | Download |
| 2024/04/26 |  Global Equity Ratings |  |
| 2024/04/26 |  Aktienempfehlungen Global |  |
| 2024/04/03 |  Global Equity Ratings |  |
| 2024/04/03 |  Aktienempfehlungen Global |  |
| 2024/03/13 |  Global Equity Ratings |  |

Details

2024/05/03 10:56:59

Price

166.36 EUR

Difference ▼ -2.18% (-3.70)

General attributes

| | |
|----------------|--------------|
| ISIN | US88160R1014 |
| Symbol | TSLA |
| Exchange | Hamburg |
| Currency | EUR |
| Sector | Automotive |
| Security type | Stock |
| Market cap (m) | 535,303 EUR |
| Benchmark | S&P 500 |

Market data

| | |
|-------------------|-----------------|
| Bid (Bid size) | 166.86 EUR (9) |
| Ask (Ask size) | 166.90 EUR (50) |
| Open | 168.42 EUR |
| High | 168.42 EUR |
| Low | 166.36 EUR |
| Close (prev. day) | 170.06 EUR |
| VWAP | 16.046667 EUR |
| Volume (pcs) | 75 |
| Trading volume | 12,477.00 |
| Number of trades | 2 |
| Last size | 75 |

Performance and Risk

| | 6m | 1y | 3y |
|-------------|---------|---------|---------|
| Perf (%) | -17.10% | +17.28% | -11.96% |
| Perf (abs.) | -35.09 | +25.06 | -23.11 |
| Beta | 1.54 | 1.96 | 1.80 |
| Volatility | 51.78 | 51.69 | 58.55 |

5y



Information about previous performance does not guarantee future performance.
Source: FactSet

Price data

| | |
|---|-------------------------|
| Ø price 5 days Ø volume 5 days (pcs.) | 168.71 EUR (140) |
| Ø price 30 days Ø volume 30 days (pcs.) | 156.73 EUR (191) |
| Ø price 100 days Ø volume 100 days (pcs.) | 181.70 EUR (221) |
| Ø price 250 days Ø volume 250 days (pcs.) | 206.09 EUR (249) |
| YTD High date | 227.00 EUR (2024/01/02) |
| YTD Low date | 131.52 EUR (2024/04/22) |
| 52 Weeks High date | 263.45 EUR (2023/07/19) |
| 52 Weeks Low date | 131.52 EUR (2024/04/22) |

Arbitrage views

| Exchange | Date | Time | Price | Trading volume (mio.) | Number of trades |
|-----------------------|------------|-------|-------------|-----------------------|------------------|
| Xetra | 2024/05/03 | 13:22 | 166.94 EUR | 3.58 | 636 |
| Vienna Stock Exchange | 2024/05/03 | 10:45 | 166.68 EUR | 0.01 | 3 |
| Tradegate | 2024/05/03 | 13:23 | 166.76 EUR | 4.30 | 378 |
| Stuttgart | 2024/05/03 | 13:19 | 166.78 EUR | 0.12 | 11 |
| SIX Swiss Exchange | 2020/ | 17:35 | 50.0667 CHF | 0.00 | 1 |

| | | | | | | |
|--|----------------|-------|--------------|-----------|--|---------|
| | 05/08 | | | | | |
| SIX Swiss Exchange | 2022/ 04/01 | 17:35 | 362.5567 USD | 0.00 | | 1 |
| Nasdaq | 2024/ 05/02 | 22:00 | 180.10 USD | 16,024.87 | | 936,182 |
| Munich | 2024/ 05/03 | 10:26 | 167.66 EUR | 0.02 | | 4 |
| London Stock Exchange | 2024/ 05/02 | 17:35 | 180.00 USD | 0.15 | | 197 |
| Hanover | 2024/ 05/03 | 08:02 | 168.40 EUR | 0.00 | | 1 |
| Hamburg | 2024/ 05/03 | 10:56 | 166.36 EUR | 0.01 | | 2 |
| Frankfurt | 2024/ 05/03 | 12:36 | 166.94 EUR | 0.13 | | 19 |
| Euronext Milan MTF Trading After Hours | 2024/ 05/02 | 20:27 | 168.70 EUR | 0.06 | | 11 |
| Euronext Milan MTF Global Equity Market | 2024/ 05/03 | 13:23 | 166.94 EUR | 1.64 | | 143 |
| Duesseldorf | 2024/ 05/03 | 12:30 | 166.94 EUR | 0.02 | | 4 |
| Berlin | 2024/ 05/03 | 10:11 | 168.00 EUR | 0.00 | | 2 |

Company profile

Company Logo



Contact Details

TESLA INC.

--

1 Tesla Road - 78725 Austin

Telefon: +1-512-516-8177

Fax: +

E-mail: -

Company Profile

-

Members of Management Board

| | |
|--------------------------|--------------------------------|
| Robyn Denholm | Chairman of Board of Directors |
| Ira Ehrenpreis | Member of Board of Directors |
| James Murdoch | Member of Board of Directors |
| Jeffrey Straubel | Member of Board of Directors |
| Joseph Gebbia | Member of Board of Directors |
| Kathleen Wilson-Thompson | Member of Board of Directors |
| Kimbal Musk | Member of Board of Directors |
| Elon Reeve Musk | Chairman of Managing Board |
| Andrew Baglino | Member of Executive Committee |
| Tom Zhu | Member of Executive Committee |
| Vaibhav Taneja | Member of Executive Committee |