

AMADEUS IT GROUP STOCK TRACK. FUTURE (1A13) - EUX/202304

2023/03/24 18:33:49

Price
58.1336 EUR
 Difference  -1.23% (-0.73)

General attributes

Symbol 1A13J23
 Exchange Eurex
 Currency EUR
 Security type Future
 Underlying AMADEUS IT GROUP SA
 Maturity 04-2023
 Contract size 100

Market data

Bid (Bid size) - EUR (-)
 Ask (Ask size) - EUR (-)
 Open 58.1336 EUR
 High 58.1336 EUR
 Low 58.1336 EUR
 Close (prev. day) 58.8593 EUR
 Underlying AMADEUS IT GROUP SA
 Underlying price (date) 58.00 (23/03/24)
 Settlement price (date) 58.13 (23/03/24)
 Open Interest 0

Performance and Risk

	6m	1y	3y
Perf (%)	+23.92%	+2.53%	-
Perf (abs.)	+11.22	+1.44	-
Beta	-	-	-
Volatility	28.61	29.66	29.70

Futures and Options

Related Futures -
 Related Options -

5y












Information about previous performance does not guarantee future performance.
 Source: FactSet

Price data

Ø price 5 days Ø volume 5 days (pcs.)	58.7369 EUR (0)
Ø price 30 days Ø volume 30 days (pcs.)	59.0234 EUR (0)
Ø price 100 days Ø volume 100 days (pcs.)	55.3642 EUR (0)
Ø price 250 days Ø volume 250 days (pcs.)	54.9221 EUR (0)
YTD High date	62.2004 EUR (2023/03/08)
YTD Low date	49.5390 EUR (2023/01/03)
52 Weeks High date	62.2004 EUR (2023/03/08)
52 Weeks Low date	46.2959 EUR (2022/09/29)

Recent Research

on underlying	on sector	on market	
Date		Headline	Download
2023/03/16		Global Equity Ratings	
2023/03/16		Aktienempfehlungen Global	
2023/03/10		Global Equity Ratings	
2023/03/10		Aktienempfehlungen Global	
2023/02/27		Global Equity Ratings	