

NEW HOPE CORP LTD.

ISIN: **AU000000NHC7** WKN: **NHC**

Overview

2024/10/18 08:05:59

Price
3.056 EURDifference  0.00% (0.00)

General attributes

| | |
|----------------|--------------------------|
| ISIN | AU000000NHC7 |
| Symbol | NHC |
| Exchange | Munich |
| Currency | EUR |
| Sector | Energy / Commodities |
| Security type | Stock |
| Market cap (m) | 2,593 EUR |
| Benchmark | ASX ALL ORDINARIES INDEX |

Market data

| | |
|-------------------|-----------|
| Bid (Bid size) | - |
| Ask (Ask size) | - |
| Open | 3.056 EUR |
| High | 3.056 EUR |
| Low | 3.056 EUR |
| Close (prev. day) | 3.056 EUR |
| VWAP | 3.056 EUR |
| Volume (pcs) | 0 |
| Trading volume | 0.00 |
| Number of trades | 1 |
| Last size | 0 |

Futures and Options





| | |
|-----------------|-----|
| Related Futures | - |
| Related Options | 551 |

5y



Information about previous performance does not guarantee future performance.
Source: FactSet

Recent research

| on sector | | | |
|------------|---|-------------------------------|---|
| Date | | Headline | Download |
| 2024/10/18 |  | Equity Weekly |  |
| 2024/10/14 |  | Aktienempfehlungen Österreich |  |
| 2024/10/11 |  | Equity Weekly |  |
| 2024/10/04 |  | Equity Weekly |  |
| 2024/09/27 |  | Global Equity Ratings |  |

Details

2024/10/18 08:05:59

Price

3.056 EUR

Difference ↔ 0.00% (0.00)

General attributes

| | |
|----------------|--------------------------|
| ISIN | AU000000NHC7 |
| Symbol | NHC |
| Exchange | Munich |
| Currency | EUR |
| Sector | Energy / Commodities |
| Security type | Stock |
| Market cap (m) | 2,593 EUR |
| Benchmark | ASX ALL ORDINARIES INDEX |

Market data

| | |
|-------------------|-----------|
| Bid (Bid size) | - |
| Ask (Ask size) | - |
| Open | 3.056 EUR |
| High | 3.056 EUR |
| Low | 3.056 EUR |
| Close (prev. day) | 3.056 EUR |
| VWAP | 3.056 EUR |
| Volume (pcs) | 0 |
| Trading volume | 0.00 |
| Number of trades | 1 |
| Last size | 0 |

Performance and Risk

| | 6m | 1y | 3y |
|-------------|--------|---------|------|
| Perf (%) | +8.52% | -21.05% | - |
| Perf (abs.) | +0.24 | -0.82 | - |
| Beta | 0.67 | 0.65 | 0.92 |
| Volatility | 24.88 | 25.37 | - |

5y



Information about previous performance does not guarantee future performance.

Source: FactSet

Price data

| | |
|---|------------------------|
| Ø price 5 days Ø volume 5 days (pcs.) | 3.107 EUR (130) |
| Ø price 30 days Ø volume 30 days (pcs.) | 2.938 EUR (22) |
| Ø price 100 days Ø volume 100 days (pcs.) | 2.942 EUR (12) |
| Ø price 250 days Ø volume 250 days (pcs.) | 2.988 EUR (85) |
| YTD High date | 3.290 EUR (2024/01/09) |
| YTD Low date | 2.535 EUR (2024/09/06) |
| 52 Weeks High date | 3.875 EUR (2023/10/19) |
| 52 Weeks Low date | 2.535 EUR (2024/09/06) |

Arbitrage views

| Exchange ⊕ | Date | Time | Price | Trading volume (mio.) | Number of trades |
|-------------------------|------------|-------|-----------|-----------------------|------------------|
| Tradegate | 2024/10/18 | 22:02 | 3.049 EUR | 0.00 | 1 |
| Stuttgart | 2024/10/18 | 08:07 | 3.028 EUR | 0.00 | 3 |
| Munich | 2024/10/18 | 08:05 | 3.056 EUR | 0.00 | 1 |
| Frankfurt | 2024/10/18 | 08:20 | 2.992 EUR | 0.00 | 2 |
| FINRA other OTC | 2024/10/18 | 15:30 | 3.316 USD | 0.00 | 1 |

| | | | | | | | |
|--------------------------------|------------|-------|-------|-----|------|--|-------|
| Issues | 10 | | | | | | |
| Duesseldorf | 2024/10/18 | 19:30 | 3.012 | EUR | 0.00 | | 7 |
| Berlin | 2024/10/18 | 18:34 | 3.05 | EUR | 0.00 | | 8 |
| Australian Securities Exchange | 2024/10/18 | 07:10 | 4.96 | AUD | 5.91 | | 3,187 |

Company profile

Company Logo

Contact Details

NEW HOPE CORPORATION

--

Magnolia Drive 3/22 4300 Brookwater, QLD

Telefon: +61 7 3418 0500

Fax: +61 7 3418 0355

E-mail: -

Company Profile

-