

## GARMIN LTD.

ISIN: CH0114405324

WKN: H2906T109

## Overview

2019/06/28 09:05:00

Price  
70.00 EURDifference  -0.71% (-0.50)

## General attributes

ISIN	CH0114405324
Symbol	GRMN
Exchange	Frankfurt
Currency	EUR
Sector	Technology
Security type	Stock
Market cap (m)	28,965 EUR
Benchmark	SWISS MARKET INDEX

## Market data

Bid (Bid size)	-
Ask (Ask size)	-
Open	70.00 EUR
High	70.00 EUR
Low	70.00 EUR
Close (prev. day)	70.50 EUR
VWAP	71.00 EUR
Volume (pcs)	0
Trading volume	0.00
Number of trades	1
Last size	0

## Futures and Options










Related Futures	-
Related Options	-

5y

Chart  
not available

Information about previous performance does not guarantee future performance.  
Source: FactSet

## Recent research

on sector		on market	
Date		Headline	Download
2024/06/21		Equity Weekly	
2024/06/21		Global Equity Ratings	
2024/06/21		Aktienempfehlungen Global	
2024/06/14		Global Equity Ratings	
2024/06/14		Aktienempfehlungen Global	

## Details

2019/06/28 09:05:00

## Price

70.00 EUR

Difference  -0.71% (-0.50)

## General attributes

ISIN	CH0114405324
Symbol	GRMN
Exchange	Frankfurt
Currency	EUR
Sector	Technology
Security type	Stock
Market cap (m)	28,965 EUR
Benchmark	SWISS MARKET INDEX

## Market data

Bid (Bid size)	-
Ask (Ask size)	-
Open	70.00 EUR
High	70.00 EUR
Low	70.00 EUR
Close (prev. day)	70.50 EUR
VWAP	71.00 EUR
Volume (pcs)	0
Trading volume	0.00
Number of trades	1
Last size	0

## Performance and Risk

	6m	1y	3y
Perf (%)	+28.44%	+35.92%	+94.24%
Perf (abs.)	+15.50	+18.50	+33.96
Beta	0.14	0.39	0.66
Volatility	24.81	24.13	25.61

5y

Chart  
not available

Information about previous performance does not guarantee future performance.  
Source: FactSet

## Price data

Ø price 5 days   Ø volume 5 days (pcs.)	70.70 EUR (24)
Ø price 30 days   Ø volume 30 days (pcs.)	70.02 EUR (26)
Ø price 100 days   Ø volume 100 days (pcs.)	71.64 EUR (70)
Ø price 250 days   Ø volume 250 days (pcs.)	62.63 EUR (71)
YTD High   date	79.00 EUR (2019/04/03)
YTD Low   date	53.50 EUR (2019/01/04)
52 Weeks High   date	79.00 EUR (2019/04/03)
52 Weeks Low   date	51.50 EUR (2018/07/05)

## All listings for GARMIN LTD.

Exchange	Date	Time	Price	Trading volume (mio.)	Number of trades
 Tradegate	2019/06/28	22:26	70.50 EUR	0.01	3
Stuttgart	2019/06/28	17:20	69.50 EUR	0.00	7
NYSE	2024/06/21	22:00	161.45 USD	217.32	16,333
Hamburg	2019/06/28	08:01	70.00 EUR	0.00	1
Frankfurt	2019/06/28	09:05	70.00 EUR	0.00	1

	28						
Duesseldorf	2019/06/ 28	08:10	69.50 EUR	0.00		1	
Berlin	2019/06/ 28	18:42	70.50 EUR	0.00		12	

## Company profile

### Company Logo



### Contact Details

GARMIN LTD.

--

Mühlentalstrasse 2 - 8200 Schaffhausen

Telefon: +41-52-630-16-00

Fax: +

E-mail: -

### Company Profile

-

#### Members of Management Board

Clifton A. Pemble Chairman of Managing Board

Min H. Kao Member of Executive Committee

Andrew R. Etkind Member of Executive Committee

Doug Boessen Member of Executive Committee

#### Board of directors

Catherine Lewis Member of the administrative board

Charles Peffer Member of the administrative board

Jonathan Burrell Member of the administrative board

Joseph Hartnett Member of the administrative board

Susan Ball Member of the administrative board

Min Hwan Kao Chairman of the administrative board