

SLIGRO FOOD GROUP N.V.

ISIN: NL0000817179 WKN: 081717

Overview

2024/02/13 21:13:15

Price
13.978 USDDifference  -21.78% (-3.89)

General attributes

ISIN	NL0000817179
Symbol	SLIGR
Exchange	FINRA other OTC Issues
Currency	USD
Sector	Commerce
Security type	Stock
Market cap (m)	612 EUR
Benchmark	AMSTERDAM EXCHANGES INDEX

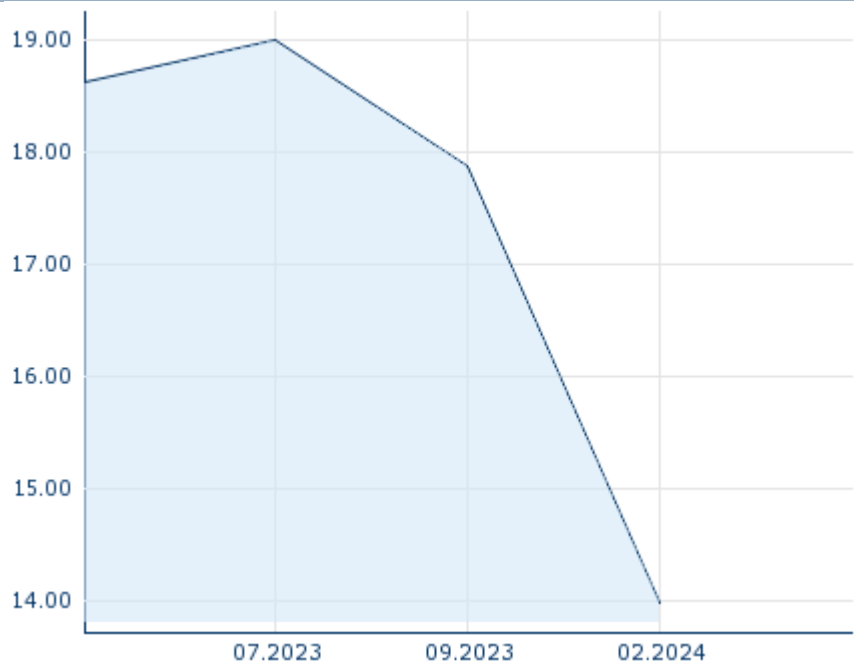
Market data

Bid (Bid size)	-
Ask (Ask size)	-
Open	13.978 USD
High	13.978 USD
Low	13.978 USD
Close (prev. day)	17.87 USD
VWAP	13.978 USD
Volume (pcs)	526
Trading volume	7,352.43
Number of trades	1
Last size	526

Futures and Options











Related Futures	-
Related Options	-

5y



Information about previous performance does not guarantee future performance.
Source: FactSet

Recent research

on sector		on market	
Date		Headline	Download
2024/04/03		Global Equity Ratings	
2024/04/03		Aktienempfehlungen Global	
2024/03/13		Global Equity Ratings	
2024/03/13		Aktienempfehlungen Global	
2024/02/22		Aktienempfehlungen Global	

Details

2024/02/13 21:13:15

Price
13.978 USD

Difference  -21.78% (-3.89)

General attributes

ISIN	NL0000817179
Symbol	SLIGR
Exchange	FINRA other OTC Issues
Currency	USD
Sector	Commerce
Security type	Stock
Market cap (m)	612 EUR
Benchmark	AMSTERDAM EXCHANGES INDEX

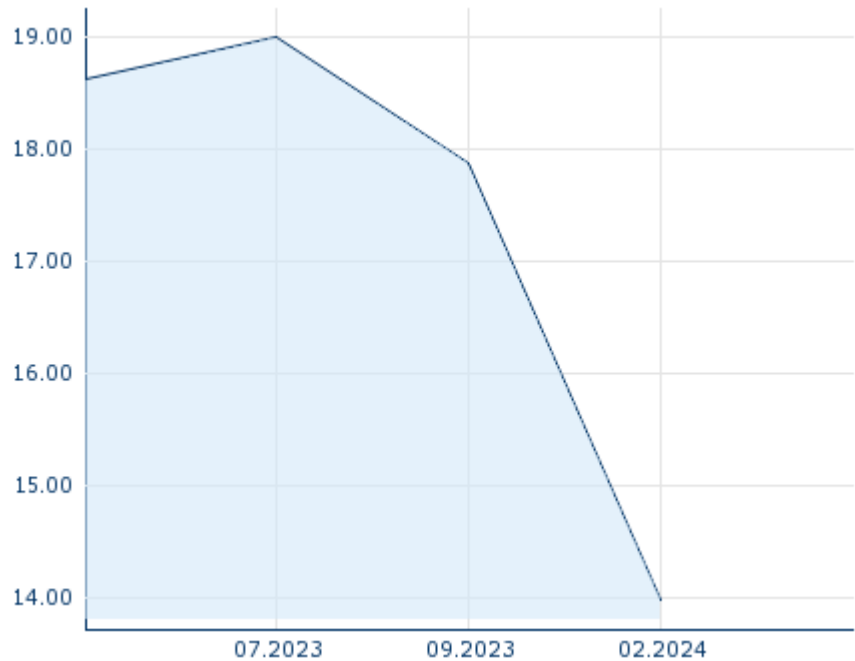
Market data

Bid (Bid size)	-
Ask (Ask size)	-
Open	13.978 USD
High	13.978 USD
Low	13.978 USD
Close (prev. day)	17.87 USD
VWAP	13.978 USD
Volume (pcs)	526
Trading volume	7,352.43
Number of trades	1
Last size	526

Performance and Risk

	6m	1y	3y
Perf (%)	-	-	-
Perf (abs.)	-	-	-
Beta	0.58	0.47	0.64
Volatility	-	204.56	-

5y



Information about previous performance does not guarantee future performance.
Source: FactSet

Price data

Ø price 5 days Ø volume 5 days (pcs.)	- USD (-)
Ø price 30 days Ø volume 30 days (pcs.)	- USD (-)
Ø price 100 days Ø volume 100 days (pcs.)	- USD (-)
Ø price 250 days Ø volume 250 days (pcs.)	16.949 USD (3)
YTD High date	13.978 USD (2024/02/13)
YTD Low date	13.978 USD (2024/02/13)
52 Weeks High date	19.000 USD (2023/07/28)
52 Weeks Low date	13.978 USD (2024/02/13)

Arbitrage views

Exchange 	Date	Time	Price	Trading volume (mio.)	Number of trades
Tradegate	2024/04/18	22:26	13.78 EUR	0.00	4
Stuttgart	2024/04/19	08:05	13.64 EUR	0.00	1
Munich	2024/04/19	08:14	13.82 EUR	0.00	1
London Stock Exchange European Trade Reporting	2024/04/19	17:30	13.78 EUR	0.00	2
Frankfurt	2024/04/19	08:12	13.76 EUR	0.00	1

	04/19					
FINRA other OTC Issues	2024/ 02/13	21:13	13.978 USD	0.01		1
Euronext Amsterdam	2024/ 04/19	17:35	13.82 EUR	0.33		194
Duesseldorf	2024/ 04/19	08:10	13.60 EUR	0.00		1
Berlin	2024/ 04/19	19:33	13.82 EUR	0.00		15

Company profile

Company Logo



Contact Details

SLIGRO FOOD GROUP NV

--

Corridor 11 - 5466 RB Veghel

Telefon: +31-41-334-35-00

Fax: +31-41-336-30-10

E-mail: info@sligrofoodgroup.nl

Company Profile

-

Members of Management Board

Koen Slippens	Chairman of Managing Board
G.J.C.M van der Veeken	Member of Executive Committee
Rob van der Sluijs	Member of Executive Committee

Board of directors

Freek Rijna	Chairman of Supervisory Board
Aart Duijzer	Member of Supervisory Board
Angélique de Vries-Schipperijn	Member of Supervisory Board
Dirk Anbeek	Member of Supervisory Board
Gert van de Weerdhof	Member of Supervisory Board
Inge Plochaet	Member of Supervisory Board