

# OMX HELSINKI 25

ISIN: **FI0008900212** WKN: -

## Overview

2024/07/26 17:35:07

Price

**4,462.8495**

EUR

Difference ▲ 1.12% (49.50)

### General attributes

ISIN FI0008900212

Symbol -

Country Finland

Instruments in index 25

Type of index -

Security type Index

### Market data

Open 4,411.9665 EUR

High 4,470.7022 EUR

Low 4,411.9665 EUR

Close (prev. day) 4,413.3534 EUR

Trading volume (m) 25,132,122

Volume (pcs) 300,359,713



Information about previous performance does not guarantee future performance.  
Source: FactSet

### Top 5

Name	Price	+ - (%)	Trend
KONECRANES...	60.00	+14.18	<span style="color: green;">▲</span>
NESTE CORP...	19.01	+4.94	<span style="color: green;">▲</span>
CARGOTEC O...	44.82	+4.04	<span style="color: green;">▲</span>
METSO CORP...	9.166	+1.62	<span style="color: green;">▲</span>
MANDATUM O...	4.258	+1.50	<span style="color: green;">▲</span>

Intraday 1w 1m 6m 1y 3y

### Flop 5

Name	Price	+ - (%)	Trend
STORA ENSO...	11.45	-1.46	<span style="color: red;">▼</span>
VALMET OYJ	26.07	-1.14	<span style="color: red;">▼</span>
METSÄ BOAR...	6.995	-0.71	<span style="color: grey;">↔</span>
NOKIAN TYR...	8.286	-0.29	<span style="color: grey;">↔</span>
OUTOKUMPU ...	3.358	-0.18	<span style="color: grey;">↔</span>

Intraday 1w 1m 6m 1y 3y

### Recent research

on market		
Date	Headline	Download
2024/07/26	Week Ahead	<a href="#">Download</a>
2024/07/26	Wochenausblick	<a href="#">Download</a>
2024/07/24	Credit Markets Weekly	<a href="#">Download</a>
2024/07/24	Credit Markets Weekly (DE)	<a href="#">Download</a>
2024/07/24	Aktienempfehlungen Global	<a href="#">Download</a>

**Futures and Options**

**Related Futures** 3

**Related Options** -

# Details

2024/07/26 17:35:07

Price

**4,462.8495**

EUR

Difference



1.12% (49.50)

## General attributes

ISIN FI0008900212

Symbol -

Country Finland

Security type Index

Instruments in index 25

## Market data

Open 4,411.9665 EUR

High 4,470.7022 EUR

Low 4,411.9665 EUR

Close (prev. day) 4,413.3534 EUR

Trading volume (m) 25,132,122

Volume (pcs) 300,359,713

## Performance and Risk

	6m	1y	3y
Perf (%)	-2.63%	+0.57%	-21.42%
Perf (abs.)	-120.70	+25.18	-1,216.42
Beta	-	-	-
Volatility	11.58	12.82	17.35

5y







Information about previous performance does not guarantee future performance.  
Source: FactSet

## Price data

Ø price 5 days   Ø volume 5 days (pcs.)	4,444.7909 EUR (31,082,874)
Ø price 30 days   Ø volume 30 days (pcs.)	4,497.7275 EUR (30,286,822)
Ø price 100 days   Ø volume 100 days (pcs.)	4,508.5055 EUR (34,697,707)
Ø price 250 days   Ø volume 250 days (pcs.)	4,413.5645 EUR (33,717,581)
YTD High   date	4,733.3586 EUR (2024/05/20)
YTD Low   date	4,331.0352 EUR (2024/02/14)
52 Weeks High   date	4,733.3586 EUR (2024/05/20)
52 Weeks Low   date	3,952.1470 EUR (2023/10/23)

## Composition

Name  ISIN	Price	Diff %  Diff +/-	Performance 	Date Time	Turnover Pc.  Turnover Money 
CARGOTEC OYJ FI4000571013	44.82	4.04% 1.74		24/07/26 18:00:00	103,565 4,617,706.72
ELISA OYJ CLASS A FI0009007884	42.84	0.37% 0.16		24/07/26 18:00:00	149,508 6,402,139.59
FORTUM CORPORATION FI0009007132	13.725	0.66% 0.09		24/07/26 18:00:00	936,339 12,837,031.40
HUHTAMÄKI OYJ FI0009000459	38.34	1.16% 0.44		24/07/26 18:00:00	131,613 5,011,844.35
KESKO OYJ CLASS B FI0009000202	16.595	1.37% 0.23		24/07/26 18:00:00	387,479 6,421,000.42
KOJAMO OYJ FI4000312251	9.12	0.33% 0.03		24/07/26 18:00:00	158,225 1,442,704.10
KONE OYJ FI0009013403	46.30	1.47% 0.67		24/07/26 18:00:00	481,949 22,279,948.67
KONECRANES ABP FI0009005870	60.00	14.18% 7.45		24/07/26 18:00:00	385,699 22,985,921.76
MANDATUM OYJ FI4000552526	4.258	1.50% 0.06		24/07/26 18:00:00	975,085 4,138,926.49
METSO CORP. FI0009014575	9.166	1.62% 0.15		24/07/26 18:00:00	1,140,296 10,466,162.57
METSÄ BOARD OYJ CLASS B FI0009000665	6.995	-0.71% -0.05		24/07/26 18:00:00	137,223 963,851.26
NESTE CORPORATION FI0009013296	19.01	4.94% 0.90		24/07/26 18:00:00	2,730,699 51,563,134.92
NOKIA CORPORATION FI0009000681	3.5375	-0.03% -0.00		24/07/26 18:00:00	8,897,150 31,445,344.02
NOKIAN TYRES OYJ FI0009005318	8.286	-0.29% -0.02		24/07/26 18:00:00	464,355 3,853,663.66
NORDEA BANK ABP FI4000297767	10.66	0.38% 0.04		24/07/26 18:00:00	3,289,360 35,023,223.28
ORION CORPORATION B FI0009014377	41.24	-0.15% -0.06		24/07/26 18:00:00	237,872 9,780,481.68
OUTOKUMPU OYJ FI0009002422	3.358	-0.18% -0.01		24/07/26 18:00:00	815,652 2,737,711.86
QT GROUP OYJ FI4000198031	80.75	0.50% 0.40		24/07/26 18:00:00	20,489 1,654,105.00
SAMPO PLC 'A' FI4000552500	39.99	0.96% 0.38		24/07/26 18:00:00	304,496 12,145,654.08
STORA ENSO OYJ R FI0009005961	11.45	-1.46% -0.17		24/07/26 18:00:00	1,844,668 21,186,080.42
TELIA CO. AB SE0000667925	2.725	0.33% 0.01		24/07/26 18:00:00	587,884 1,597,849.70
TIETOEVRY CORP. FI0009000277	18.73	0.70% 0.13		24/07/26 18:00:00	133,883 2,503,861.88
UPM KYMMENE OYJ FI0009005987	29.99	0.74% 0.22		24/07/26 18:00:00	911,757 27,330,841.14
VALMET OYJ FI4000074984	26.07	-1.14% -0.30		24/07/26 18:00:00	203,588 5,311,748.40
WÄRTSILÄ OYJ ABP FI0009003727	18.755	0.19% 0.04		24/07/26 18:00:00	500,660 9,403,166.96