

OMX HELSINKI 25

ISIN: **FI0008900212** WKN: -

Overview

2024/06/13 16:30:14

Price

4,572.8639

EUR

Difference ▼ **-0.73%** (-33.62)

General attributes

ISIN	FI0008900212
Symbol	-
Country	Finland
Instruments in index	25
Type of index	-
Security type	Index

Top 5

Name	Price	+ - (%)	Trend
VALMET OYJ	26.48	+13.11	▲
STORA ENSO...	12.83	+2.07	▲
METSÄ BOAR...	7.28	+0.07	▲

Intraday 1w 1m 6m 1y 3y

Flop 5

Name	Price	+ - (%)	Trend
NORDEA BAN...	11.46	-2.68	▼
KOJAMO OYJ	9.24	-2.58	▼
NOKIAN TYR...	8.014	-2.03	▼
METSO CORP...	10.795	-1.91	▼
NOKIA CORP...	3.499	-1.89	▼

Intraday 1w 1m 6m 1y 3y



More information on countries & regions

➤ Markets by Region



Information about previous performance does not guarantee future performance. Source: FactSet

Recent research

Date	Headline	Download
2024/06/12	Credit Markets Weekly	Download
2024/06/12	Credit Markets Weekly (DE)	Download
2024/06/10	Fed wird weiter abwarten	
2024/06/07	Wochenausblick	Download
2024/06/07	Week Ahead	Download

Details

2024/06/13 16:30:14

Price

4,572.8639

EUR

Difference 📉 -0.73% (-33.62)

General attributes

ISIN	FI0008900212
Symbol	-
Country	Finland
Security type	Index
Instruments in index	25

Market data

Open	4,598.6387 EUR
High	4,610.9560 EUR
Low	4,557.4079 EUR
Close (prev. day)	4,606.4838 EUR
Trading volume (m)	13,151,807
Volume (pcs)	171,666,706

Performance and Risk

	6m	1y	3y
Perf (%)	+4.87%	-0.49%	-13.81%
Perf (abs.)	+214.00	-22.76	-738.18
Beta	-	-	-
Volatility	11.51	13.02	17.37







Information about previous performance does not guarantee future performance.
Source: FactSet

Price data

Ø price 5 days Ø volume 5 days (pcs.)	4,592.4086 EUR (27,227,548)
Ø price 30 days Ø volume 30 days (pcs.)	4,626.0105 EUR (34,088,849)
Ø price 100 days Ø volume 100 days (pcs.)	4,492.5851 EUR (35,937,947)
Ø price 250 days Ø volume 250 days (pcs.)	4,404.2828 EUR (34,059,148)
YTD High date	4,733.3586 EUR (2024/05/20)
YTD Low date	4,331.0352 EUR (2024/02/14)
52 Weeks High date	4,733.3586 EUR (2024/05/20)
52 Weeks Low date	3,952.1470 EUR (2023/10/23)

Composition

Name  ISIN	Price	Diff %  Diff +/-	Performance 	Date Time	Turnover Pc.  Turnover Money 
CARGOTEC OYJ CLASS B FI0009013429	78.85	-1.44% -1.15		24/06/13 16:30:01	29,829 2,366,472.57
ELISA OYJ CLASS A FI0009007884	42.56	-1.21% -0.52		24/06/13 16:29:29	81,885 3,494,560.94
FORTUM CORPORATION FI0009007132	14.16	0.00% 0.00		24/06/13 16:30:10	544,988 7,700,760.11
HUHTAMÄKI OYJ FI0009000459	36.10	-0.61% -0.22		24/06/13 16:30:13	38,283 1,390,666.38
KESKO OYJ CLASS B FI0009000202	16.20	-0.86% -0.14		24/06/13 16:30:07	224,094 3,631,027.59
KOJAMO OYJ FI4000312251	9.24	-2.58% -0.25		24/06/13 16:28:58	87,895 821,780.39
KONE OYJ FI0009013403	46.95	-0.61% -0.29		24/06/13 16:29:03	220,222 10,357,507.83
KONECRANES ABP FI0009005870	55.10	-0.99% -0.55		24/06/13 16:29:03	103,812 5,770,754.41
MANDATUM OYJ FI4000552526	4.194	-0.62% -0.03		24/06/13 16:29:38	646,070 2,710,096.34
METSO CORP. FI0009014575	10.795	-1.91% -0.21		24/06/13 16:30:11	380,566 4,135,967.32
METSÄ BOARD OYJ CLASS B FI0009000665	7.28	0.07% 0.01		24/06/13 16:30:11	100,589 731,593.90
NESTE CORPORATION FI0009013296	18.165	-1.54% -0.28		24/06/13 16:29:46	689,468 12,569,663.39
NOKIA CORPORATION FI0009000681	3.499	-1.89% -0.07		24/06/13 16:30:12	3,179,827 11,212,357.67
NOKIAN TYRES OYJ FI0009005318	8.014	-2.03% -0.17		24/06/13 16:29:43	413,575 3,324,455.92
NORDEA BANK ABP FI4000297767	11.46	-2.68% -0.32		24/06/13 16:30:14	2,726,173 31,386,764.92
ORION CORPORATION B FI0009014377	37.08	-0.94% -0.35		24/06/13 16:30:12	40,449 1,506,560.07
OUTOKUMPU OYJ FI0009002422	3.566	-0.14% -0.01		24/06/13 16:30:00	858,483 3,054,803.55
QT GROUP OYJ FI4000198031	87.95	-0.96% -0.85		24/06/13 16:27:47	14,288 1,262,189.85
SAMPO PLC 'A' FI4000552500	39.50	-0.93% -0.37		24/06/13 16:29:20	137,090 5,441,613.90
STORA ENSO OYJ R FI0009005961	12.83	2.07% 0.26	■	24/06/13 16:30:14	966,298 12,274,654.17
TELIA CO. AB SE0000667925	2.383	-0.54% -0.01		24/06/13 16:23:38	301,900 719,307.95
TIETOEVRY CORP. FI0009000277	18.34	-1.19% -0.22		24/06/13 16:29:44	96,136 1,766,103.04
UPM KYMMENE OYJ FI0009005987	33.21	-0.48% -0.16		24/06/13 16:30:07	202,841 6,725,199.89
VALMET OYJ FI4000074984	26.48	13.11% 3.07	■	24/06/13 16:30:11	1,878,971 49,345,413.97
WÄRTSILÄ OYJ ABP FI0009003727	19.485	-0.86% -0.17		24/06/13 16:29:53	187,459 3,673,343.70