

OMX HELSINKI 25

ISIN: **FI0008900212** WKN: -

Overview

2023/09/29 17:35:08

Price

4,269.5202

EUR

Difference ▲ 0.71% (30.10)

General attributes

ISIN	FI0008900212
Symbol	-
Country	Finland
Instruments in index	25
Type of index	-
Security type	Index

Top 5

Name	Price	+ - (%)	Trend
KOJAMO OYJ	8.40	+3.77	▲
NOKIAN TYR...	7.448	+2.84	▲
SSAB AB SE...	60.10	+2.60	▲
ORION CORP...	37.22	+2.53	▲
TELIA CO. ...	22.57	+2.37	▲

Intraday 1w 1m 6m 1y 3y

Flop 5

Name	Price	+ - (%)	Trend
FORTUM COR...	10.995	-2.61	▼
VALMET OYJ	21.66	-1.99	▼
NESTE CORP...	32.13	-0.89	↔
SAMPO PLC ...	40.98	-0.68	↔
OUTOKUMPU ...	3.969	-0.05	↔

Intraday 1w 1m 6m 1y 3y



More information on countries &



Information about previous performance does not guarantee future performance.
Source: FactSet

Recent research

on market			
Date		Headline	Download
2023/09/29		Week Ahead	Download
2023/09/29		Wochenausblick	Download
2023/09/29		Aktienempfehlungen Global	Download
2023/09/29		Global Strategy 4Q 2023	Download
2023/09/27		Credit Markets Weekly	Download

regions

➤ **Markets by Region**

Details

2023/09/29 17:35:08

Price

4,269.5202

EUR

Difference



0.71% (30.10)

General attributes

ISIN FI0008900212

Symbol -

Country Finland

Security type Index

Instruments in index 25

Market data

Open 4,248.6695 EUR

High 4,290.3115 EUR

Low 4,248.5295 EUR

Close (prev. day) 4,239.4175 EUR

Trading volume (m) 35,920,442

Volume (pcs) 389,186,438

Performance and Risk

	6m	1y	3y
Perf (%)	-8.70%	-0.77%	-0.52%
Perf (abs.)	-406.93	-33.16	-22.13
Beta	-	-	-
Volatility	13.00	15.05	17.82











Information about previous performance does not guarantee future performance.
Source: FactSet

Price data

Ø price 5 days Ø volume 5 days (pcs.)	4,246.5615 EUR (27,650,153)
Ø price 30 days Ø volume 30 days (pcs.)	4,323.4333 EUR (27,116,223)
Ø price 100 days Ø volume 100 days (pcs.)	4,421.2093 EUR (30,581,382)
Ø price 250 days Ø volume 250 days (pcs.)	4,668.4637 EUR (33,828,259)
YTD High date	5,092.6842 EUR (2023/02/08)
YTD Low date	4,181.4425 EUR (2023/09/28)
52 Weeks High date	5,092.6842 EUR (2023/02/08)
52 Weeks Low date	4,181.4425 EUR (2023/09/28)

Composition

Name  ISIN	Price	Diff %  Diff +/-	Performance 	Date Time	Turnover Pc.  Turnover Money 
CARGOTEC OYJ CLASS B FI0009013429	39.66	1.28% 0.50		23/09/29 17:29:55	122,392 4,876,588.80
ELISA OYJ CLASS A FI0009007884	43.89	0.92% 0.40		23/09/29 17:29:55	273,968 12,026,487.61
FORTUM CORPORATION FI0009007132	10.995	-2.61% -0.30		23/09/29 17:29:44	2,021,090 22,237,584.00
HUHTAMÄKI OYJ FI0009000459	31.15	2.37% 0.72		23/09/29 17:29:39	214,382 6,649,193.38
KESKO OYJ CLASS B FI0009000202	16.97	1.28% 0.22		23/09/29 17:29:52	530,128 9,004,632.68
KOJAMO OYJ FI4000312251	8.40	3.77% 0.31		23/09/29 17:29:48	544,829 4,578,063.08
KONE OYJ FI0009013403	39.92	1.47% 0.58		23/09/29 17:29:34	825,370 32,977,784.51
KONECRANES ABP FI0009005870	31.46	1.75% 0.54		23/09/29 17:29:33	184,974 5,822,967.92
METSO CORP. FI0009014575	9.954	2.22% 0.22		23/09/29 17:29:53	2,116,673 21,064,685.87
METSÄ BOARD OYJ CLASS B FI0009000665	7.605	2.01% 0.15		23/09/29 17:29:50	315,787 2,393,016.43
NESTE CORPORATION FI0009013296	32.13	-0.89% -0.29		23/09/29 17:29:37	775,199 25,017,398.25
NOKIA CORPORATION FI0009000681	3.568	2.00% 0.07		23/09/29 17:29:49	13,946,249 49,743,463.67
NOKIAN TYRES OYJ FI0009005318	7.448	2.84% 0.21		23/09/29 17:29:58	718,219 5,345,208.44
NORDEA BANK ABP FI4000297767	10.412	0.33% 0.03		23/09/29 17:29:33	4,509,103 46,776,654.00
ORION CORPORATION B FI0009014377	37.22	2.53% 0.92		23/09/29 17:29:44	229,189 8,518,794.58
OUTOKUMPU OYJ FI0009002422	3.969	-0.05% -0.00		23/09/29 17:29:35	1,118,589 4,441,846.84
QT GROUP OYJ FI4000198031	52.04	1.84% 0.94		23/09/29 17:29:47	52,579 2,750,828.01
SAMPO PLC 'A' FI0009003305	40.98	-0.68% -0.28		23/09/29 17:29:58	1,265,004 51,987,134.26
SSAB AB SER. B SE0000120669	5.208	2.60% 0.13		23/09/29 17:29:42	514,887 2,665,619.17
STORA ENSO OYJ R FI0009005961	11.89	1.06% 0.13		23/09/29 17:29:43	1,681,136 19,869,721.18
TELIA CO. AB SE0000667925	1.9625	2.37% 0.05		23/09/29 17:29:58	1,465,180 2,868,471.35
TIETOEVRY CORP. FI0009000277	21.30	1.43% 0.30		23/09/29 17:29:38	313,640 6,686,303.15
UPM KYMMENE OYJ FI0009005987	32.47	0.65% 0.21		23/09/29 17:29:37	973,966 31,608,518.23
VALMET OYJ FI4000074984	21.66	-1.99% -0.44		23/09/29 17:29:49	453,771 9,873,663.60
WÄRTSILÄ OYJ ABP FI0009003727	10.755	1.08% 0.12		23/09/29 17:29:30	1,596,589 17,225,290.67