

OMX HELSINKI 25

ISIN: FI0008900212

WKN: -

Overview

2022/08/19 17:35:06

Price

4,829.0121

EUR

Difference  -0.66% (-32.15)

General attributes

ISIN	FI0008900212
Symbol	-
Country	Finland
Instruments in index	25
Type of index	-
Security type	Index

Top 5

Name 	Price	+ - (%) 	Trend 
ELISA OYJ ...	55.46	+2.02	
TELIA CO. ...	38.74	+1.02	
ORION CORP...	47.29	+0.96	
UPM KYMMEN...	34.45	+0.44	
STORA ENSO...	15.535	+0.39	

Intraday 1w 1m 6m 1y 3y

Flop 5

Name 	Price	+ - (%) 	Trend 
KOJAMO OYJ	16.16	-4.72	
QT GROUP O...	57.86	-4.68	
OUTOKUMPU ...	4.07	-3.42	
CARGOTEC O...	33.88	-2.92	
SSAB AB SE...	47.94	-2.68	

Intraday 1w 1m 6m 1y 3y



More information on countries &










5y



Information about previous performance does not guarantee future performance.
Source: FactSet

Recent research

on market

Date	Headline	Download
2022/08/19	 Week Ahead	
2022/08/19	 Wochenausblick	
2022/08/18	 Global Equity Ratings	
2022/08/18	 Aktienempfehlungen Global	
2022/08/12	 Week Ahead	

regions

➤ **Markets by Region**

Details

2022/08/19 17:35:06

Price

4,829.0121

EUR

Difference  -0.66% (-32.15)

General attributes

ISIN FI0008900212

Symbol -

Country Finland

Security type Index

Instruments in index 25

Market data

Open 4,837.0688 EUR

High 4,870.2810 EUR

Low 4,829.0121 EUR

Close (prev. day) 4,861.1668 EUR

Trading volume (m) 25,477,792

Volume (pcs) 341,521,208

Performance and Risk

	6m	1y	3y
Perf (%)	-4.97%	-14.43%	+27.60%
Perf (abs.)	-254.22	-820.05	+1,051.38
Beta	-	-	-
Volatility	25.92	22.27	22.29



Information about previous performance does not guarantee future performance.
Source: FactSet

Price data

Ø price 5 days Ø volume 5 days (pcs.)	4,861.4365 EUR (23,386,026)
Ø price 30 days Ø volume 30 days (pcs.)	4,716.2937 EUR (30,838,332)
Ø price 100 days Ø volume 100 days (pcs.)	4,757.6569 EUR (35,594,539)
Ø price 250 days Ø volume 250 days (pcs.)	5,111.0277 EUR (38,060,206)
YTD High date	5,706.5430 EUR (2022/01/05)
YTD Low date	4,140.3302 EUR (2022/03/07)
52 Weeks High date	5,804.2551 EUR (2021/09/07)
52 Weeks Low date	4,140.3302 EUR (2022/03/07)

Composition

Name  ISIN	Price	Diff %  Diff +/-	Performance 	Date Time	Turnover Pc.  Turnover Money 
CARGOTEC OYJ CLASS B FI0009013429	33.88	-2.92% -1.02		22/08/19 17:29:51	101,131 3,468,936.59
ELISA OYJ CLASS A FI0009007884	55.46	2.02% 1.10	█	22/08/19 17:29:31	403,595 22,390,475.05
FORTUM CORPORATION FI0009007132	10.945	-2.49% -0.28		22/08/19 17:29:36	1,694,341 18,610,202.36
HUHTAMÄKI OYJ FI0009000459	38.19	-1.06% -0.41		22/08/19 17:29:45	116,807 4,481,954.98
KESKO OYJ CLASS B FI0009000202	22.34	-1.02% -0.23		22/08/19 17:29:55	409,787 9,165,922.74
KOJAMO OYJ FI4000312251	16.16	-4.72% -0.80		22/08/19 17:29:42	324,958 5,313,024.47
KONE OYJ FI0009013403	41.15	-1.22% -0.51		22/08/19 17:29:52	686,574 28,398,332.14
KONECRANES ABP FI0009005870	24.87	-2.36% -0.60		22/08/19 17:29:33	129,842 3,249,252.32
METSO OUTOTEC OYJ FI0009014575	8.164	-2.13% -0.18		22/08/19 17:29:58	1,435,091 11,805,104.46
NESTE CORPORATION FI0009013296	49.78	-1.11% -0.56		22/08/19 17:29:49	500,213 25,023,819.63
NOKIA CORPORATION FI0009000681	4.9885	-1.00% -0.05		22/08/19 17:29:34	6,668,273 33,292,484.67
NOKIAN TYRES OYJ FI0009005318	10.67	-1.07% -0.12		22/08/19 17:29:52	415,168 4,433,542.24
NORDEA BANK ABP FI4000297767	9.628	-0.39% -0.04		22/08/19 17:29:33	4,886,143 47,140,455.58
ORION CORPORATION B FI0009014377	47.29	0.96% 0.45	█	22/08/19 17:29:45	145,881 6,873,314.50
OUTOKUMPU OYJ FI0009002422	4.07	-3.42% -0.14		22/08/19 17:29:59	2,455,863 10,115,436.15
QT GROUP OYJ FI4000198031	57.86	-4.68% -2.84		22/08/19 17:29:51	114,586 6,756,212.69
SAMPO PLC 'A' FI0009003305	44.95	0.09% 0.04		22/08/19 17:29:31	536,959 24,144,750.62
SSAB AB SER. B SE0000120669	4.501	-2.68% -0.12		22/08/19 17:29:52	368,810 1,672,447.01
STORA ENSO OYJ R FI0009005961	15.535	0.39% 0.06	█	22/08/19 17:29:31	1,332,725 20,723,311.76
TELIA CO. AB SE0000667925	3.65	1.02% 0.04	█	22/08/19 17:29:38	811,238 2,957,305.22
TIETOEVRY CORP. FI0009000277	26.44	-0.23% -0.06		22/08/19 17:29:31	182,309 4,667,547.64
TOKMANNI GROUP CORP. FI4000197934	12.51	-1.26% -0.16		22/08/19 17:29:30	141,944 1,781,295.70
UPM KYMMENE OYJ FI0009005987	34.45	0.44% 0.15	█	22/08/19 17:29:55	1,334,826 45,586,240.17
VALMET OYJ FI4000074984	26.76	-1.87% -0.51		22/08/19 17:29:41	320,132 8,655,106.81
WÄRTSILÄ OYJ ABP FI0009003727	8.646	-1.41% -0.12		22/08/19 17:29:31	1,327,472 11,367,838.03