

KONGSBERG GRUPPEN ASA

ISIN: NO0003043309 WKN: -

Overview

2024/07/17 08:11:50

Price

90.90 EUR

Difference  -1.14% (-1.05)

General attributes

ISIN	NO0003043309
Symbol	KOG
Exchange	Duesseldorf
Currency	EUR
Sector	Industry
Security type	Stock
Market cap (m)	15,908 EUR
Benchmark	NORWAY OSLO BORS ALL SHARE(TRG)

Market data

Bid (Bid size)	-
Ask (Ask size)	-
Open	90.90 EUR
High	90.90 EUR
Low	90.90 EUR
Close (prev. day)	91.95 EUR
VWAP	-
Volume (pcs)	0
Trading volume	0.00
Number of trades	1
Last size	0









Futures and Options

Related Futures	-
Related Options	-



Information about previous performance does not guarantee future performance.
Source: FactSet

Recent research

on sector			
Date		Headline	Download
2024/07/15		Aktienempfehlungen Global	
2024/07/12		Global Equity Ratings	
2024/07/09		Aktienempfehlungen Österreich	
2024/06/24		Aktienempfehlungen Österreich	
2024/06/21		Global Equity Ratings	

Details

2024/07/17 08:11:50

Price

90.90 EUR

Difference ▼ -1.14% (-1.05)

General attributes

ISIN	NO0003043309
Symbol	KOG
Exchange	Duesseldorf
Currency	EUR
Sector	Industry
Security type	Stock
Market cap (m)	15,908 EUR
Benchmark	NORWAY OSLO BORS ALL SHARE(TRG)

Market data

Bid (Bid size)	-
Ask (Ask size)	-
Open	90.90 EUR
High	90.90 EUR
Low	90.90 EUR
Close (prev. day)	91.95 EUR
VWAP	-
Volume (pcs)	0
Trading volume	0.00
Number of trades	1
Last size	0

Performance and Risk

	6m	1y	3y
Perf (%)	+106.54%	+133.02%	-
Perf (abs.)	+47.43	+52.49	-
Beta	0.92	0.73	0.67
Volatility	41.48	35.68	-

5y



Information about previous performance does not guarantee future performance.
Source: FactSet

Price data

Ø price 5 days Ø volume 5 days (pcs.)	88.98 EUR (36)
Ø price 30 days Ø volume 30 days (pcs.)	79.36 EUR (7)
Ø price 100 days Ø volume 100 days (pcs.)	70.16 EUR (6)
Ø price 250 days Ø volume 250 days (pcs.)	53.02 EUR (5)
YTD High date	91.95 EUR (2024/07/16)
YTD Low date	41.00 EUR (2024/01/03)
52 Weeks High date	91.95 EUR (2024/07/16)
52 Weeks Low date	36.90 EUR (2023/08/18)

Arbitrage views

Exchange <input type="checkbox"/>	Date	Time	Price	Trading volume (mio.)	Number of trades
Tradegate	2024/07/17	22:26	90.75 EUR	0.15	34
Stuttgart	2024/07/17	15:44	90.15 EUR	0.00	13
Munich	2024/07/17	17:36	90.50 EUR	0.01	2
London Stock Exchange European Trade Reporting	2024/07/17	16:20	1,070.50 NOK	0.00	2

Frankfurt	2024/ 07/17	16:29	91.00 EUR	0.12	13
First North Stockholm	2024/ 07/17	18:00	1,065.00 NOK	0.31	9
FINRA other OTC Issues	2024/ 07/15	16:03	97.00 USD	0.10	3
Duesseldorf	2024/ 07/17	08:11	90.90 EUR	0.00	1
Berlin	2024/ 07/17	15:21	90.70 EUR	0.00	2

Company profile

Company Logo



KONGSBERG

Company Profile

-

Contact Details

KONGSBERG GRUPPEN

--

Telefon: -

Fax: -

E-mail: -