

## KONGSBERG GRUPPEN ASA

ISIN: NO0003043309 WKN: -

## Overview

2024/07/17 08:11:50

Price

90.90 EUR

Difference  -1.14% (-1.05)

## General attributes

ISIN	NO0003043309
Symbol	KOG
Exchange	Duesseldorf
Currency	EUR
Sector	Industry
Security type	Stock
Market cap (m)	15,914 EUR
Benchmark	NORWAY OSLO BORS ALL SHARE(TRG)

## Market data

Bid (Bid size)	90.10 EUR (60)
Ask (Ask size)	91.50 EUR (60)
Open	90.90 EUR
High	90.90 EUR
Low	90.90 EUR
Close (prev. day)	91.95 EUR
VWAP	-
Volume (pcs)	0
Trading volume	0.00
Number of trades	1
Last size	0










## Futures and Options

Related Futures	-
Related Options	-



Information about previous performance does not guarantee future performance.  
Source: FactSet

## Recent research

on sector			
Date		Headline	Download
2024/07/15		Aktienempfehlungen Global	
2024/07/12		Global Equity Ratings	
2024/07/09		Aktienempfehlungen Österreich	
2024/06/24		Aktienempfehlungen Österreich	
2024/06/21		Global Equity Ratings	

## Details

2024/07/17 08:11:50

## Price

90.90 EUR

Difference ▼ -1.14% (-1.05)

## General attributes

ISIN	NO0003043309
Symbol	KOG
Exchange	Duesseldorf
Currency	EUR
Sector	Industry
Security type	Stock
Market cap (m)	15,914 EUR
Benchmark	NORWAY OSLO BORS ALL SHARE(TRG)

## Market data

Bid (Bid size)	90.10 EUR (60)
Ask (Ask size)	91.50 EUR (60)
Open	90.90 EUR
High	90.90 EUR
Low	90.90 EUR
Close (prev. day)	91.95 EUR
VWAP	-
Volume (pcs)	0
Trading volume	0.00
Number of trades	1
Last size	0

## Performance and Risk

	6m	1y	3y
Perf (%)	+106.54%	+133.02%	-
Perf (abs.)	+47.43	+52.49	-
Beta	0.92	0.73	0.67
Volatility	41.48	35.68	-

5y



Information about previous performance does not guarantee future performance.  
Source: FactSet

## Price data

Ø price 5 days   Ø volume 5 days (pcs.)	88.98 EUR (36)
Ø price 30 days   Ø volume 30 days (pcs.)	79.36 EUR (7)
Ø price 100 days   Ø volume 100 days (pcs.)	70.16 EUR (6)
Ø price 250 days   Ø volume 250 days (pcs.)	53.02 EUR (5)
YTD High   date	91.95 EUR (2024/07/16)
YTD Low   date	41.00 EUR (2024/01/03)
52 Weeks High   date	91.95 EUR (2024/07/16)
52 Weeks Low   date	36.90 EUR (2023/08/18)

## Arbitrage views

Exchange <input type="checkbox"/>	Date	Time	Price	Trading volume (mio.)	Number of trades
Tradegate	2024/07/17	20:28	91.00 EUR	0.15	33
Stuttgart	2024/07/17	15:44	90.15 EUR	0.00	11
Munich	2024/07/17	17:36	90.50 EUR	0.01	2
London Stock Exchange European Trade Reporting	2024/07/17	16:20	1,070.50 NOK	0.00	2

Frankfurt	2024/ 07/17	16:29	91.00 EUR	0.12	15
First North Stockholm	2024/ 07/17	18:00	1,065.00 NOK	0.31	9
FINRA other OTC Issues	2024/ 07/15	16:03	97.00 USD	0.10	3
Duesseldorf	2024/ 07/17	08:11	90.90 EUR	0.00	1
Berlin	2024/ 07/17	15:21	90.70 EUR	0.00	2

## Company profile

### Company Logo



KONGSBERG

### Company Profile

-

### Contact Details

KONGSBERG GRUPPEN

--

----

Telefon: -

Fax: -

E-mail: -