

ZIMVIE INC.

ISIN: US98888T1079

WKN: 98888T107

Overview

2024/07/16 20:04:47

Price

17.40 EUR

Difference  0.00% (0.00)

General attributes

ISIN US98888T1079

Symbol ZIMV

Exchange Stuttgart

Currency EUR

Sector Chemical / Pharmaceutical / Health

Security type Stock

Market cap (m) 479 EUR

Benchmark S&P 500

Market data

Bid (Bid size) 17.40 EUR (3,000)

Ask (Ask size) 17.70 EUR (3,000)

Open 17.30 EUR

High 17.40 EUR

Low 17.30 EUR

Close (prev. day) 17.40 EUR

VWAP -

Volume (pcs) 0

Trading volume 0.00

Number of trades 2

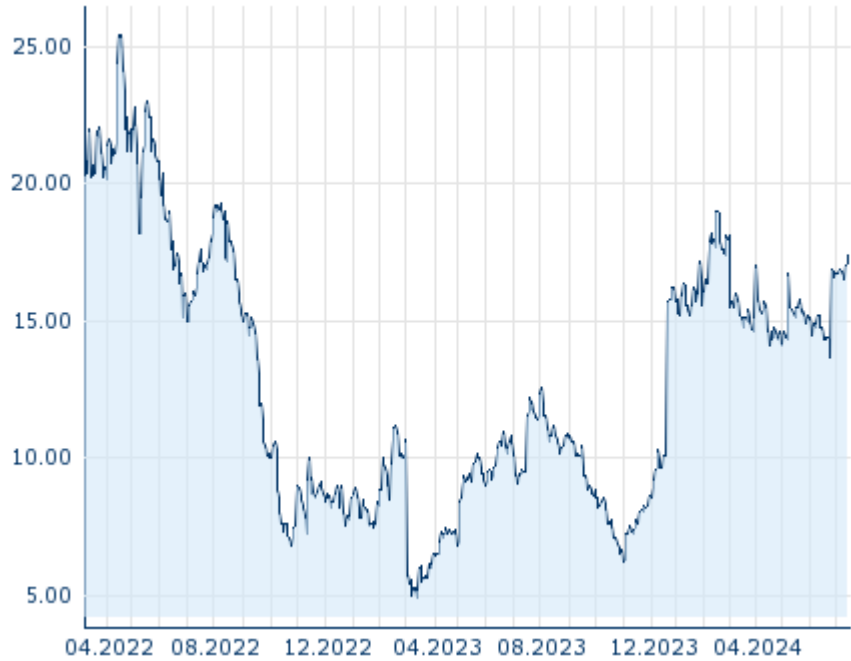
Last size 0

Futures and Options

Related Futures -

Related Options -




5y



Information about previous performance does not guarantee future performance.

Source: FactSet

Recent research

on sector		on market	
Date		Headline	Download
2024/07/15		Aktienempfehlungen Global	
2024/07/12		Global Equity Ratings	
2024/07/09		Aktienempfehlungen Österreich	
2024/06/24		Aktienempfehlungen Österreich	
2024/06/21		Global Equity Ratings	

Details

2024/07/16 20:04:47

Price

17.40 EUR

Difference ➔ 0.00% (0.00)

General attributes

ISIN	US98888T1079
Symbol	ZIMV
Exchange	Stuttgart
Currency	EUR
Sector	Chemical / Pharmaceutical / Health
Security type	Stock
Market cap (m)	479 EUR
Benchmark	S&P 500

Market data

Bid (Bid size)	17.40 EUR (3,000)
Ask (Ask size)	17.70 EUR (3,000)
Open	17.30 EUR
High	17.40 EUR
Low	17.30 EUR
Close (prev. day)	17.40 EUR
VWAP	-
Volume (pcs)	0
Trading volume	0.00
Number of trades	2
Last size	0

Performance and Risk

	6m	1y	3y
Perf (%)	+11.54%	+82.20%	-
Perf (abs.)	+1.80	+7.85	-
Beta	1.37	1.87	1.40
Volatility	60.62	71.75	-

5y



Information about previous performance does not guarantee future performance.
Source: FactSet

Price data

Ø price 5 days Ø volume 5 days (pcs.)	16.92 EUR (0)
Ø price 30 days Ø volume 30 days (pcs.)	15.64 EUR (0)
Ø price 100 days Ø volume 100 days (pcs.)	15.45 EUR (0)
Ø price 250 days Ø volume 250 days (pcs.)	13.01 EUR (21)
YTD High date	19.00 EUR (2024/02/15)
YTD Low date	13.70 EUR (2024/06/25)
52 Weeks High date	19.00 EUR (2024/02/15)
52 Weeks Low date	6.25 EUR (2023/11/01)

Arbitrage views

Exchange	Date	Time	Price	Trading volume (mio.)	Number of trades
Tradegate	2024/07/15	22:02	17.50 EUR	0.00	1
Stuttgart	2024/07/16	20:04	17.40 EUR	0.00	2
Nasdaq	2024/07/16	20:30	19.14 USD	3.03	3,029
Munich	2024/07/16	08:04	17.30 EUR	0.00	1
Frankfurt	2024/07/16	15:29	17.30 EUR	0.00	4
Duesseldorf	2024/07/16	08:11	17.30 EUR	0.00	1
Berlin	2024/07/16	08:13	17.40 EUR	0.00	1

Company profile

Company Logo



Company Profile

-

Contact Details

ZIMVIE INC.

--

Telefon: -

Fax: -

E-mail: -