

AIR TRANSPORT SVCS GROUP INC.

ISIN: **US00922R1059** WKN: **00922R105**

Overview

2024/09/13 08:05:30

Price
13.40 EURDifference  1.52% (0.20)

General attributes

ISIN	US00922R1059
Symbol	ATSG
Exchange	Frankfurt
Currency	EUR
Sector	Transport
Security type	Stock
Market cap (m)	910 EUR
Benchmark	S&P 500

Market data

Bid (Bid size)	-
Ask (Ask size)	-
Open	13.40 EUR
High	13.40 EUR
Low	13.40 EUR
Close (prev. day)	13.20 EUR
VWAP	14.10 EUR
Volume (pcs)	0
Trading volume	0.00
Number of trades	2
Last size	0

Futures and Options











Related Futures	-
Related Options	-

5y



Information about previous performance does not guarantee future performance.
Source: FactSet

Recent research

on sector		on market	
Date		Headline	Download
2024/09/11		Global Equity Ratings	
2024/09/11		Aktienempfehlungen Global	
2024/09/09		Aktienempfehlungen Österreich	
2024/09/05		Global Equity Ratings	
2024/09/05		Aktienempfehlungen Global	

Details

2024/09/13 08:05:30

Price

13.40 EUR

Difference ▲ 1.52% (0.20)

General attributes

ISIN	US00922R1059
Symbol	ATSG
Exchange	Frankfurt
Currency	EUR
Sector	Transport
Security type	Stock
Market cap (m)	910 EUR
Benchmark	S&P 500

Market data

Bid (Bid size)	-
Ask (Ask size)	-
Open	13.40 EUR
High	13.40 EUR
Low	13.40 EUR
Close (prev. day)	13.20 EUR
VWAP	14.10 EUR
Volume (pcs)	0
Trading volume	0.00
Number of trades	2
Last size	0

Performance and Risk

	6m	1y	3y
Perf (%)	+18.58%	-31.98%	-40.71%
Perf (abs.)	+2.10	-6.30	-9.20
Beta	-	-	-
Volatility	46.30	46.20	43.10

5y



Information about previous performance does not guarantee future performance.
Source: FactSet

Price data

Ø price 5 days Ø volume 5 days (pcs.)	13.36 EUR (0)
Ø price 30 days Ø volume 30 days (pcs.)	13.86 EUR (0)
Ø price 100 days Ø volume 100 days (pcs.)	13.19 EUR (10)
Ø price 250 days Ø volume 250 days (pcs.)	14.12 EUR (5)
YTD High date	15.90 EUR (2024/01/02)
YTD Low date	10.80 EUR (2024/03/19)
52 Weeks High date	20.40 EUR (2023/10/06)
52 Weeks Low date	10.80 EUR (2024/03/19)

All listings for AIR TRANSPORT SVCS GROUP INC.

Exchange	Date	Time	Price	Trading volume (mio.)	Number of trades
Tradegate	2024/09/13	22:26	13.90 EUR	0.01	2
Stuttgart	2024/09/13	20:07	13.90 EUR	0.00	5
Nasdaq	2024/09/13	22:00	15.33 USD	15.20	8,680
Munich	2024/09/13	08:03	13.40 EUR	0.00	2
Frankfurt	2024/09/13	08:05	13.40 EUR	0.00	2
Duesseldorf	2024/09/13	19:31	13.80 EUR	0.00	7
Berlin	2024/09/13	08:08	13.40 EUR	0.00	3

Company profile

Company Logo



Company Profile

-

Contact Details

AIR TRANSPORT SERV. GROUP

--

Hunter Drive 145 45177 Wilmington, OH

Telefon: +1-937-3825591

Fax: -

E-mail: investor.relations@abxair.com