

## BIOGAIA AB SER. B

ISIN: SE0017769995 WKN: 5473124

## Overview

2024/07/26 13:56:54

Price  
10.73 EURDifference  2.39% (0.25)

## General attributes

ISIN	SE0017769995
Symbol	BIOG B
Exchange	Stuttgart
Currency	EUR
Sector	Chemical / Pharmaceutical / Health
Security type	Stock
Market cap (m)	1,044 EUR
Benchmark	OMX STOCKHOLM 30 INDEX

## Market data

Bid (Bid size)	- (0)
Ask (Ask size)	- (0)
Open	10.46 EUR
High	10.74 EUR
Low	10.44 EUR
Close (prev. day)	10.48 EUR
VWAP	-
Volume (pcs)	0
Trading volume	0.00
Number of trades	9
Last size	0

## Futures and Options

Related Futures	-
Related Options	-












5y

Information about previous performance does not guarantee future performance.  
Source: FactSet

## Recent research

on sector

Date		Headline	Download
2024/07/24		Global Equity Ratings	
2024/07/24		Aktienempfehlungen Global	
2024/07/15		Aktienempfehlungen Global	
2024/07/12		Global Equity Ratings	
2024/07/09		Aktienempfehlungen Österreich	

## Details

2024/07/26 13:56:54

## Price

10.73 EUR

Difference ▲ 2.39% (0.25)

## General attributes

ISIN	SE0017769995
Symbol	BIOG B
Exchange	Stuttgart
Currency	EUR
Sector	Chemical / Pharmaceutical / Health
Security type	Stock
Market cap (m)	1,044 EUR
Benchmark	OMX STOCKHOLM 30 INDEX

## Market data

Bid (Bid size)	- (0)
Ask (Ask size)	- (0)
Open	10.46 EUR
High	10.74 EUR
Low	10.44 EUR
Close (prev. day)	10.48 EUR
VWAP	-
Volume (pcs)	0
Trading volume	0.00
Number of trades	9
Last size	0

## Performance and Risk

	6m	1y	3y
Perf (%)	+13.13%	+20.02%	+12.47%
Perf (abs.)	+1.25	+1.79	+1.19
Beta	1.09	0.56	0.60
Volatility	36.44	31.80	40.08

5y



Information about previous performance does not guarantee future performance.  
Source: FactSet

## Price data

Ø price 5 days   Ø volume 5 days (pcs.)	10.62 EUR (0)
Ø price 30 days   Ø volume 30 days (pcs.)	10.77 EUR (7)
Ø price 100 days   Ø volume 100 days (pcs.)	10.74 EUR (3)
Ø price 250 days   Ø volume 250 days (pcs.)	9.76 EUR (2)
YTD High   date	11.75 EUR (2024/03/05)
YTD Low   date	8.97 EUR (2024/01/02)
52 Weeks High   date	11.75 EUR (2024/03/05)
52 Weeks Low   date	7.69 EUR (2023/09/19)

## Arbitrage views

Exchange <span>⊕</span>	Date	Time	Price	Trading volume (mio.)	Number of trades
Tradegate	2024/07/26	22:02	10.77 EUR	0.00	1
Stuttgart	2024/07/26	13:56	10.73 EUR	0.00	9
Nasdaq Stockholm	2024/07/26	18:00	126.00 SEK	5.64	531
Munich	2024/07/26	08:04	10.70 EUR	0.00	2
London Stock Exchange	2024/	10:35	123.00 SEK	0.66	1

European Trade Reporting	02/07					
Frankfurt	2024/ 07/26	08:03	10.49 EUR	0.00		2
FINRA other OTC Issues	2024/ 06/21	17:08	11.75 USD	0.00		1
Duesseldorf	2024/ 07/26	19:32	10.68 EUR	0.00		7
Berlin	2024/ 07/26	08:04	10.49 EUR	0.00		3

## Company profile

### Company Logo

**BioGaia**<sup>®</sup>

### Company Profile

-

### Contact Details

BIOGAIA

--

Kungsbroplan 3 112 27 Stockholm

Telefon: +46 (0)8 555 293 00

Fax: -

E-mail: [info@biogaia.se](mailto:info@biogaia.se)