

ZIMVIE INC.

ISIN: US98888T1079

WKN: 98888T107

Overview

2024/06/21 22:02:10

Price

14.50 EUR

Difference  0.00% (0.00)

General attributes

ISIN US98888T1079

Symbol ZIMV

Exchange Tradegate

Currency EUR

Sector Chemical / Pharmaceutical / Health

Security type Stock

Market cap (m) 395 EUR

Benchmark S&P 500

Market data

Bid (Bid size) 14.10 EUR (300)

Ask (Ask size) 14.90 EUR (300)

Open 14.50 EUR

High 14.50 EUR

Low 14.50 EUR

Close (prev. day) 14.50 EUR

VWAP 14.50 EUR

Volume (pcs) -

Trading volume -

Number of trades 1

Last size -

Futures and Options

Related Futures -

Related Options -







5y



Information about previous performance does not guarantee future performance.

Source: FactSet

Recent research

on sector		on market	
Date		Headline	Download
2024/06/21		Global Equity Ratings	
2024/06/21		Aktienempfehlungen Global	
2024/06/14		Equity Weekly	
2024/06/14		Global Equity Ratings	
2024/06/14		Aktienempfehlungen Global	

Details

2024/06/21 22:02:10

Price

14.50 EUR

 Difference ➔ 0.00% (0.00)

General attributes

ISIN	US98888T1079
Symbol	ZIMV
Exchange	Tradegate
Currency	EUR
Sector	Chemical / Pharmaceutical / Health
Security type	Stock
Market cap (m)	395 EUR
Benchmark	S&P 500

Market data

Bid (Bid size)	14.10 EUR (300)
Ask (Ask size)	14.90 EUR (300)
Open	14.50 EUR
High	14.50 EUR
Low	14.50 EUR
Close (prev. day)	14.50 EUR
VWAP	14.50 EUR
Volume (pcs)	-
Trading volume	-
Number of trades	1
Last size	-

Performance and Risk

	6m	1y	3y
Perf (%)	-7.64%	+30.63%	-
Perf (abs.)	-1.20	+3.40	-
Beta	1.58	1.83	1.43
Volatility	44.17	67.31	-

5y



Information about previous performance does not guarantee future performance.
Source: FactSet

Price data

Ø price 5 days Ø volume 5 days (pcs.)	14.56 EUR (30)
Ø price 30 days Ø volume 30 days (pcs.)	15.21 EUR (8)
Ø price 100 days Ø volume 100 days (pcs.)	15.77 EUR (45)
Ø price 250 days Ø volume 250 days (pcs.)	12.77 EUR (76)
YTD High date	19.30 EUR (2024/02/16)
YTD Low date	14.30 EUR (2024/04/30)
52 Weeks High date	19.30 EUR (2024/02/16)
52 Weeks Low date	5.70 EUR (2023/11/01)

Arbitrage views

Exchange	Date	Time	Price	Trading volume (mio.)	Number of trades
Tradegate	2024/06/21	22:02	14.50 EUR	0.00	1
Stuttgart	2024/06/21	21:53	14.40 EUR	0.00	6
Nasdaq	2024/06/21	22:00	15.49 USD	5.98	3,192
Munich	2024/06/21	08:04	14.60 EUR	0.00	1
Frankfurt	2024/06/21	15:29	14.20 EUR	0.00	5
Duesseldorf	2024/06/21	08:11	14.30 EUR	0.00	1
Berlin	2024/06/21	08:13	14.40 EUR	0.00	1

Company profile

Company Logo



Company Profile

-

Contact Details

ZIMVIE INC.

--

Telefon: -

Fax: -

E-mail: -