

UCB S.A.

ISIN: **BE0003739530**WKN: **992418**

Overview

2024/04/26 08:02:59

Price

124.75 EUR

Difference  0.24% (0.30)

General attributes

ISIN	BE0003739530
Symbol	UCB
Exchange	Stuttgart
Currency	EUR
Sector	Chemical / Pharmaceutical / Health
Security type	Stock
Market cap (m)	23,637 EUR
Benchmark	BEL 20 INDEX

Market data

Bid (Bid size)	- (0)
Ask (Ask size)	- (0)
Open	124.75 EUR
High	124.75 EUR
Low	124.75 EUR
Close (prev. day)	124.45 EUR
VWAP	-
Volume (pcs)	0
Trading volume	0.00
Number of trades	3
Last size	0

Futures and Options










Related Futures	23
Related Options	-

5y



Information about previous performance does not guarantee future performance.
Source: FactSet

Recent research

	on sector	on market	
Date		Headline	Download
2024/04/26		Global Equity Ratings	
2024/04/26		Aktienempfehlungen Global	
2024/04/15		Aktienempfehlungen Österreich	
2024/04/03		Global Equity Ratings	
2024/04/03		Aktienempfehlungen Global	

Details

2024/04/26 08:02:59

Price

124.75 EUR

 Difference ▲ 0.24% (0.30)

General attributes

ISIN	BE0003739530
Symbol	UCB
Exchange	Stuttgart
Currency	EUR
Sector	Chemical / Pharmaceutical / Health
Security type	Stock
Market cap (m)	23,637 EUR
Benchmark	BEL 20 INDEX

Market data

Bid (Bid size)	- (0)
Ask (Ask size)	- (0)
Open	124.75 EUR
High	124.75 EUR
Low	124.75 EUR
Close (prev. day)	124.45 EUR
VWAP	-
Volume (pcs)	0
Trading volume	0.00
Number of trades	3
Last size	0

Performance and Risk

	6m	1y	3y
Perf (%)	+79.34%	+44.15%	+55.55%
Perf (abs.)	+55.19	+38.21	+44.55
Beta	0.79	0.88	0.66
Volatility	25.97	24.51	26.46

5y



Information about previous performance does not guarantee future performance.
Source: FactSet

Price data

Ø price 5 days Ø volume 5 days (pcs.)	123.35 EUR (0)
Ø price 30 days Ø volume 30 days (pcs.)	115.11 EUR (8)
Ø price 100 days Ø volume 100 days (pcs.)	95.88 EUR (24)
Ø price 250 days Ø volume 250 days (pcs.)	85.69 EUR (18)
YTD High date	124.75 EUR (2024/04/26)
YTD Low date	78.56 EUR (2024/01/02)
52 Weeks High date	124.75 EUR (2024/04/26)
52 Weeks Low date	65.54 EUR (2023/11/13)

Arbitrage views

Exchange ⊕	Date	Time	Price	Trading volume (mio.)	Number of trades
Vienna Stock Exchange	2024/04/26	09:05	123.60 EUR	0.00	3
Tradegate	2024/04/26	22:26	124.95 EUR	0.10	19
Stuttgart	2024/04/26	08:02	124.75 EUR	0.00	3
Munich	2024/04/26	08:00	124.65 EUR	0.00	2
London Stock Exchange	2024/	17:30	124.75 EUR	0.00	2

European Trade Reporting	04/26					
Frankfurt	2024/ 04/26	10:25	122.55	EUR	0.08	4
FINRA other OTC Issues	2024/ 04/26	17:27	133.68	USD	0.04	1
Euronext Milan MTF Trading After Hours	-	-	-		0.00	-
Euronext Brussels	2024/ 04/26	17:35	124.55	EUR	46.12	3,027
Duesseldorf	2024/ 04/26	08:10	124.35	EUR	0.00	3
Berlin	2024/ 04/26	08:11	124.70	EUR	0.00	2

Company profile

Company Logo



Contact Details

UCB SA

--

Allée de la Recherche, 60 - 1070 Brüssel

Telefon: +32-2-559-99-99

Fax: +

E-mail: contactucb@ucb.com

Company Profile

-

Members of Management Board

Jean-Christophe Tellier Chairman of Managing Board

Charl van Zyl Member of Executive Committee

Denelle Waynick Johnson Member of Executive Committee

Dhaval Kumar Patel Member of Executive Committee

Emmanuel Caeymaex Member of Executive Committee

Iris Löw-Friedrich Member of Executive Committee

Jean Luc Fleurial Member of Executive Committee

Kirsten Lund-Jurgensen Member of Executive Committee

Sandrine Dufour Member of Executive Committee

Board of directors

Jonathan Peacock Chairman of Supervisory Board

Dame Davies Member of Supervisory Board

Jan Berger Member of Supervisory Board

Susan Gasser Member of Supervisory Board

Albrecht de Graeve Member of Supervisory Board

Charles-Antoine Janssen Member of Supervisory Board

Cyril Janssen Member of Supervisory Board

Jonkheer Cédric van Rijckevorsel Member of Supervisory Board

Maëlys Castella Member of Supervisory Board

Pierre Gurdjian Member of Supervisory Board

Ulf Arne Wiinberg Member of Supervisory Board