

# MEDICOVER AB SER. 'B'

ISIN: **SE0009778848** WKN: -

## Overview

2024/09/13 16:37:52

**Price**  
17.74 EUR

**Difference**  5.34% (0.90)

### General attributes

ISIN	SE0009778848
Symbol	MCOV B
Exchange	Stuttgart
Currency	EUR
Sector	Chemical / Pharmaceutical / Health
Security type	Stock
Market cap (m)	1,291 EUR
Benchmark	OMX STOCKHOLM 30 INDEX

### Market data

Bid (Bid size)	- (0)
Ask (Ask size)	- (0)
Open	16.72 EUR
High	17.74 EUR
Low	16.72 EUR
Close (prev. day)	16.84 EUR
VWAP	-
Volume (pcs)	0
Trading volume	0.00
Number of trades	13
Last size	0

### Futures and Options











Related Futures	-
Related Options	-

5y



Information about previous performance does not guarantee future performance.  
Source: FactSet

### Recent research

on sector			
Date		Headline	Download
2024/09/13		Equity Weekly	
2024/09/11		Global Equity Ratings	
2024/09/11		Aktienempfehlungen Global	
2024/09/09		Aktienempfehlungen Österreich	
2024/09/05		Global Equity Ratings	

## Details

2024/09/13 16:37:52

**Price**

17.74 EUR

**Difference** ▲ 5.34% (0.90)

**General attributes**

**ISIN** SE0009778848

**Symbol** MCOV B

**Exchange** Stuttgart

**Currency** EUR

**Sector** Chemical / Pharmaceutical / Health

**Security type** Stock

**Market cap (m)** 1,291 EUR

**Benchmark** OMX STOCKHOLM 30 INDEX

**Market data**

**Bid (Bid size)** - (0)

**Ask (Ask size)** - (0)

**Open** 16.72 EUR

**High** 17.74 EUR

**Low** 16.72 EUR

**Close (prev. day)** 16.84 EUR

**VWAP** -

**Volume (pcs)** 0

**Trading volume** 0.00

**Number of trades** 13

**Last size** 0

**Performance and Risk**

	6m	1y	3y
<b>Perf (%)</b>	+43.30%	+45.17%	-
<b>Perf (abs.)</b>	+5.36	+5.52	-
<b>Beta</b>	-	-	-
<b>Volatility</b>	46.00	42.20	-

5y



Information about previous performance does not guarantee future performance.  
Source: FactSet

**Price data**

Ø price 5 days   Ø volume 5 days (pcs.)	16.99 EUR (0)
Ø price 30 days   Ø volume 30 days (pcs.)	16.13 EUR (0)
Ø price 100 days   Ø volume 100 days (pcs.)	16.50 EUR (0)
Ø price 250 days   Ø volume 250 days (pcs.)	14.05 EUR (0)
<b>YTD High   date</b>	17.92 EUR (2024/06/04)
<b>YTD Low   date</b>	10.98 EUR (2024/04/19)
<b>52 Weeks High   date</b>	17.92 EUR (2024/06/04)
<b>52 Weeks Low   date</b>	10.02 EUR (2023/10/26)

**All listings for MEDICOVER AB SER. 'B'**

Exchange	Date	Time	Price	Trading volume (mio.)	Number of trades
Tradegate	2024/09/13	22:26	17.68 EUR	0.00	14
Stuttgart	2024/09/13	16:37	17.74 EUR	0.00	13
Nasdaq Stockholm	2024/09/13	18:00	199.80 SEK	7.09	423
Munich	2024/09/13	08:12	17.04 EUR	0.00	2
London Stock	2023/12/	12:32	144.00 SEK	8.64	2

Exchange	20					
Frankfurt	2024/09/ 13	12:04	17.26 EUR	0.00		3
FINRA other OTC Issues	2024/07/ 11	15:30	16.49 USD	0.01		1
Duesseldorf	2024/09/ 13	19:32	17.52 EUR	0.00		7
Berlin	2024/09/ 13	08:13	16.98 EUR	0.00		3

## Company profile

### Company Logo



### Company Profile

-

### Contact Details

MEDICOVER

--

----

Telefon: -

Fax: -

E-mail: -