

CTP N.V EUR0.16

ISIN: NL00150006R6 WKN: -

Overview

2024/07/12 21:50:07

Price

16.54 EUR

Difference  0.98% (0.16)

General attributes

ISIN NL00150006R6

Symbol -

Exchange Berlin

Currency EUR

Sector -

Security type Stock

Market cap (m) 7,442 EUR

Benchmark AMSTERDAM EXCHANGES INDEX

Market data

Bid (Bid size) -

Ask (Ask size) -

Open 16.40 EUR

High 16.78 EUR

Low 16.28 EUR

Close (prev. day) 16.38 EUR

VWAP -

Volume (pcs) 0

Trading volume 0.00

Number of trades 19

Last size 0

Futures and Options

Related Futures -

Related Options -

5y













Information about previous performance does not guarantee future performance.

Source: FactSet

Recent research

on market

Date	Headline	Download
2024/07/12	 Aktienempfehlungen Global	
2024/07/03	 Global Strategy 3Q 2024	
2024/07/03	 Global Strategy 3Q 2024	
2024/06/21	 Global Equity Ratings	
2024/06/21	 Aktienempfehlungen Global	

Details

2024/07/12 21:50:07

Price

16.54 EUR

Difference ▲ 0.98% (0.16)

General attributes

ISIN	NL00150006R6
Symbol	-
Exchange	Berlin
Currency	EUR
Sector	-
Security type	Stock
Market cap (m)	7,442 EUR
Benchmark	AMSTERDAM EXCHANGES INDEX

Market data

Bid (Bid size)	-
Ask (Ask size)	-
Open	16.40 EUR
High	16.78 EUR
Low	16.28 EUR
Close (prev. day)	16.38 EUR
VWAP	-
Volume (pcs)	0
Trading volume	0.00
Number of trades	19
Last size	0

Performance and Risk

	6m	1y	3y
Perf (%)	+8.67%	+34.69%	-
Perf (abs.)	+1.32	+4.26	-
Beta	0.53	0.73	0.86
Volatility	20.47	22.52	-

5y



Information about previous performance does not guarantee future performance.
Source: FactSet

Price data

Ø price 5 days Ø volume 5 days (pcs.)	16.25 EUR (0)
Ø price 30 days Ø volume 30 days (pcs.)	16.24 EUR (0)
Ø price 100 days Ø volume 100 days (pcs.)	16.14 EUR (0)
Ø price 250 days Ø volume 250 days (pcs.)	14.89 EUR (1)
YTD High date	17.14 EUR (2024/06/05)
YTD Low date	14.48 EUR (2024/01/05)
52 Weeks High date	17.14 EUR (2024/06/05)
52 Weeks Low date	11.90 EUR (2023/08/21)

Arbitrage views

Exchange ⊕	Date	Time	Price	Trading volume (mio.)	Number of trades
Tradegate	2024/07/12	22:26	16.54 EUR	0.00	10
Stuttgart	2024/07/12	16:28	16.56 EUR	0.00	9
Prague Stock Exchange	2024/07/12	15:55	422.00 CZK	0.28	6
Munich	2024/07/12	08:03	16.38 EUR	0.00	1
Frankfurt	2024/	17:20	16.66 EUR	0.00	8

	07/12					
FINRA other OTC Issues	2024/ 02/13	18:41	14.99 USD	0.01		1
Euronext Milan MTF Trading After Hours	-	-	-	0.00		-
Euronext Amsterdam	2024/ 07/12	17:35	16.60 EUR	1.33		352
Duesseldorf	2024/ 07/12	19:30	16.32 EUR	0.00		6
Berlin	2024/ 07/12	21:50	16.54 EUR	0.00		19

Company profile

Company Logo

Company Profile

Contact Details

CTP N.V

--

Telefon: -

Fax: -

E-mail: -