

## CELLAVISION AB

ISIN: SE0000683484 WKN: -

## Overview

2024/04/26 15:30:02

Price

20.24 USD

Difference  -0.59% (-0.12)

## General attributes

ISIN SE0000683484

Symbol CEVI

Exchange FINRA other OTC Issues

Currency USD

Sector Chemical / Pharmaceutical / Health

Security type Stock

Market cap (m) 450 EUR

Benchmark OMX STOCKHOLM 30 INDEX

## Market data

Bid (Bid size) -

Ask (Ask size) -

Open 20.24 USD

High 20.24 USD

Low 20.24 USD

Close (prev. day) 20.36 USD

VWAP 20.24 USD

Volume (pcs) 500

Trading volume 10,120.00

Number of trades 1

Last size 500

## Futures and Options

Related Futures -

Related Options -

5y












Information about previous performance does not guarantee future performance.

Source: FactSet

## Recent research

on sector

Date	Headline	Download
2024/04/26	 Global Equity Ratings	
2024/04/26	 Aktienempfehlungen Global	
2024/04/15	 Aktienempfehlungen Österreich	
2024/04/03	 Global Equity Ratings	
2024/04/03	 Aktienempfehlungen Global	

## Details

2024/04/26 15:30:02

## Price

20.24 USD

Difference  -0.59% (-0.12)

## General attributes

ISIN	SE0000683484
Symbol	CEVI
Exchange	FINRA other OTC Issues
Currency	USD
Sector	Chemical / Pharmaceutical / Health
Security type	Stock
Market cap (m)	450 EUR
Benchmark	OMX STOCKHOLM 30 INDEX

## Market data

Bid (Bid size)	-
Ask (Ask size)	-
Open	20.24 USD
High	20.24 USD
Low	20.24 USD
Close (prev. day)	20.36 USD
VWAP	20.24 USD
Volume (pcs)	500
Trading volume	10,120.00
Number of trades	1
Last size	500

## Performance and Risk

	6m	1y	3y
Perf (%)	-	-	-
Perf (abs.)	-	-	-
Beta	1.45	1.06	0.91
Volatility	70.91	56.95	46.28

5y



Information about previous performance does not guarantee future performance.  
Source: FactSet

## Price data

Ø price 5 days   Ø volume 5 days (pcs.)	- USD (-)
Ø price 30 days   Ø volume 30 days (pcs.)	20.64 USD (56)
Ø price 100 days   Ø volume 100 days (pcs.)	- USD (-)
Ø price 250 days   Ø volume 250 days (pcs.)	20.48 USD (8)
YTD High   date	23.75 USD (2024/02/29)
YTD Low   date	20.24 USD (2024/04/26)
52 Weeks High   date	23.75 USD (2024/02/29)
52 Weeks Low   date	16.72 USD (2023/09/06)

## Arbitrage views

Exchange 	Date	Time	Price	Trading volume (mio.)	Number of trades
Stuttgart	2024/04/26	08:03	19.54 EUR	0.00	3
Nasdaq Stockholm	2024/04/26	17:29	220.50 SEK	4.83	345
Munich	2024/04/26	08:11	19.88 EUR	0.00	2
London Stock Exchange European Trade Reporting	2024/04/26	17:25	221.75 SEK	0.00	2
Frankfurt	2024/	09:15	19.66 EUR	0.00	3

	04/26					
FINRA other OTC Issues	2024/ 04/26	15:30	20.24 USD	0.01		1
Duesseldorf	2024/ 04/26	19:31	18.62 EUR	0.00		7
Berlin	2024/ 04/26	21:43	18.84 EUR	0.00		18

## Company profile

### Company Logo

### Company Profile

#### Contact Details

CELLAVISION

--

Ideon Science Park - 223 70 Lund

Telefon: +46 (0)46 - 286 44 00

Fax: +46 (0)46 - 286 44 70

E-mail: [info@cellavision.com](mailto:info@cellavision.com)