

CELLAVISION AB

ISIN:

SE0000683484

WKN: -

Overview

2022/06/17 17:09:03

Price

29.25 USD

Difference  -10.39% (-3.39)

General attributes

ISIN SE0000683484

Symbol CEVI

Exchange FINRA other OTC Issues

Currency USD

Sector Chemical / Pharmaceutical / Health

Security type Stock

Market cap (m) 579 EUR

Benchmark OMX STOCKHOLM 30 INDEX

Market data

Bid (Bid size) -

Ask (Ask size) -

Open 29.25 USD

High 29.25 USD

Low 29.25 USD

Close (prev. day) 32.64 USD

VWAP 29.25 USD

Volume (pcs) 3,133

Trading volume 91,640.25

Number of trades 1

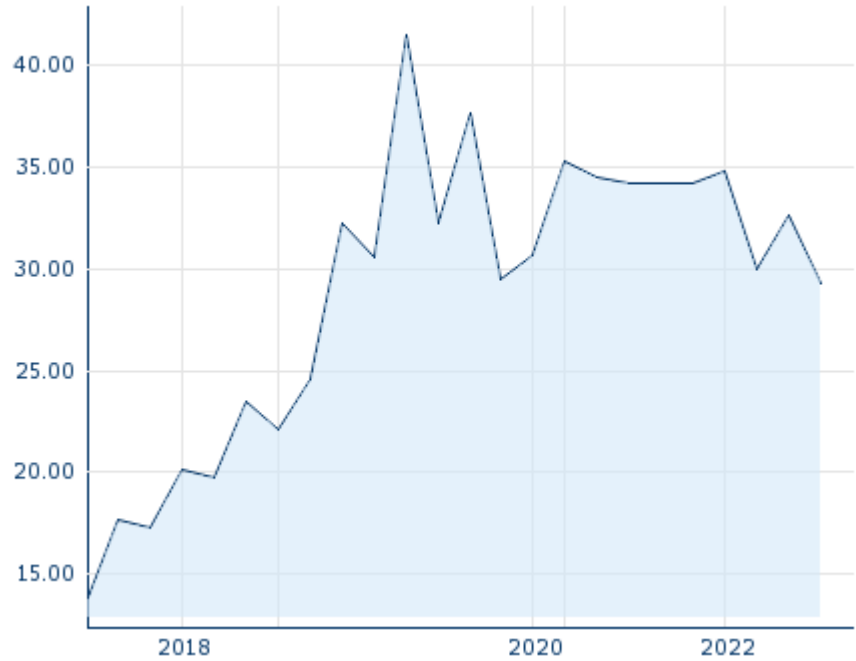
Last size 3,133

Futures and Options

Related Futures -

Related Options -


5y



Information about previous performance does not guarantee future performance.
Source: FactSet

Recent research

on sector

Date	Headline	Download
2022/09/26	 Global Equity Ratings	
2022/09/26	 Aktienempfehlungen Global	
2022/09/23	 Equity Weekly	
2022/09/19	 Aktienempfehlungen Österreich	
2022/09/16	 Equity Weekly	

Details

2022/06/17 17:09:03

Price

29.25 USD

Difference  -10.39% (-3.39)

General attributes

ISIN	SE0000683484
Symbol	CEVI
Exchange	FINRA other OTC Issues
Currency	USD
Sector	Chemical / Pharmaceutical / Health
Security type	Stock
Market cap (m)	579 EUR
Benchmark	OMX STOCKHOLM 30 INDEX

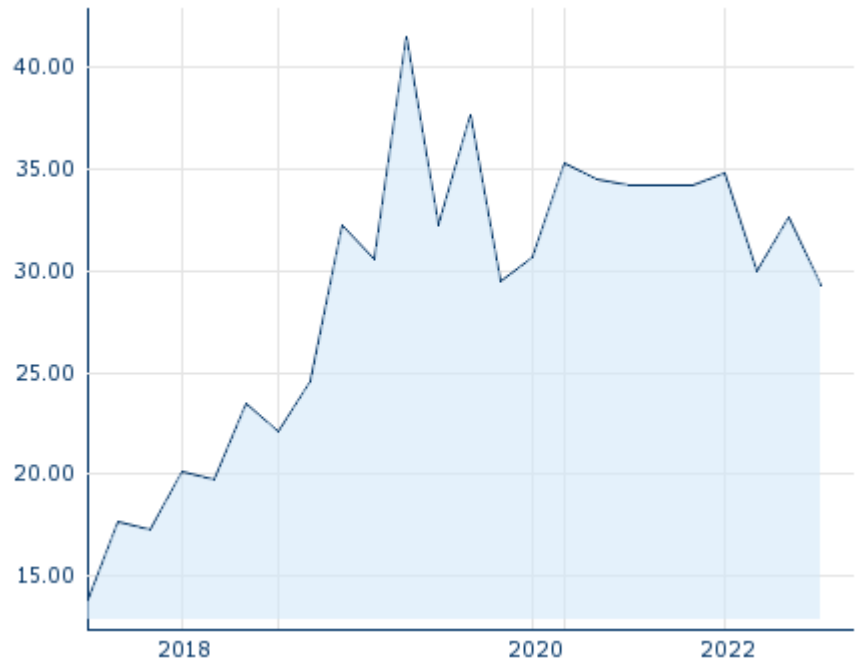
Market data

Bid (Bid size)	-
Ask (Ask size)	-
Open	29.25 USD
High	29.25 USD
Low	29.25 USD
Close (prev. day)	32.64 USD
VWAP	29.25 USD
Volume (pcs)	3,133
Trading volume	91,640.25
Number of trades	1
Last size	3,133

Performance and Risk

	6m	1y	3y
Perf (%)	-	-	-
Perf (abs.)	-	-	-
Beta	0.93	0.96	0.82
Volatility	99.17	67.39	41.32

5y



Information about previous performance does not guarantee future performance.
Source: FactSet

Price data

Ø price 5 days Ø volume 5 days (pcs.)	12.38 USD (679)
Ø price 30 days Ø volume 30 days (pcs.)	10.99 USD (537)
Ø price 100 days Ø volume 100 days (pcs.)	- USD (899)
Ø price 250 days Ø volume 250 days (pcs.)	- USD (899)
YTD High date	34.75 USD (2022/01/04)
YTD Low date	29.25 USD (2022/06/17)
52 Weeks High date	34.75 USD (2022/01/04)
52 Weeks Low date	29.25 USD (2022/06/17)

Arbitrage views

Exchange 	Date	Time	Price	Trading volume (mio.)	Number of trades
Stuttgart	2022/10/04	16:42	23.70 EUR	0.00	6
Nasdaq Stockholm	2022/10/04	17:29	262.50 SEK	0.80	106
London Stock Exchange European Trade Reporting	2022/10/04	17:25	261.50 SEK	0.00	2
Frankfurt	2022/10/04	13:22	23.55 EUR	0.00	4
FINRA other OTC Issues	2022/	17:09	29.25 USD	0.09	1

	06/17					
Berlin	2022/ 10/04	18:46	24.25 EUR	0.00		12

Company profile

Company Logo

Contact Details

CELLAVISION

--

Ideon Science Park - 223 70 Lund

Telefon: +46 (0)46 - 286 44 00

Fax: +46 (0)46 - 286 44 70

E-mail: info@cellavision.com

Company Profile

-