

AMADEUS IT GROUP S.A. (AI3P) - EUX/20230317

2022/11/25 18:42:47

Price
51.9846 EUR
 Difference  1.09% (0.56)

General attributes

Symbol AI3PH23
 Exchange Eurex
 Currency EUR
 Security type Future
 Underlying AMADEUS IT GROUP SA
 Maturity 03-2023
 Contract size 100

Market data

Bid (Bid size) - EUR (-)
 Ask (Ask size) - EUR (-)
 Open 51.9846 EUR
 High 51.9846 EUR
 Low 51.9846 EUR
 Close (prev. day) 51.4263 EUR
 Underlying AMADEUS IT GROUP SA
 Underlying price (date) 51.78 (22/11/25)
 Settlement price (date) 51.98 (22/11/25)
 Open Interest 0

Performance and Risk

	6m	1y	3y
Perf (%)	-9.97%	-	-
Perf (abs.)	-5.75	-	-
Beta	-	-	-
Volatility	28.92	33.32	33.32

Futures and Options

Related Futures -
 Related Options -

5y












Information about previous performance does not guarantee future performance.
 Source: FactSet

Price data

Ø price 5 days Ø volume 5 days (pcs.)	51.3409 EUR (0)
Ø price 30 days Ø volume 30 days (pcs.)	51.5909 EUR (0)
Ø price 100 days Ø volume 100 days (pcs.)	52.6333 EUR (0)
Ø price 250 days Ø volume 250 days (pcs.)	- EUR (0)
YTD High date	60.6348 EUR (2022/03/02)
YTD Low date	46.0539 EUR (2022/09/29)
52 Weeks High date	60.6348 EUR (2022/03/02)
52 Weeks Low date	46.0539 EUR (2022/09/29)

Recent Research

on underlying	on sector	on market	
Date		Headline	Download
2022/11/18		Global Equity Ratings	
2022/11/18		Aktienempfehlungen Global	
2022/10/31		Aktienempfehlungen Global	
2022/10/31		Global Equity Ratings	
2022/10/05		Global Equity Ratings	