

ORÉAL S.A., L' STOCK TRACKING FUTURE (1LOR) - EUX/202303

2023/01/27 18:49:15

Price
379.6078 EUR

Difference  **-1.78% (-6.87)**

General attributes

Symbol	1LORH23
Exchange	Eurex
Currency	EUR
Security type	Future
Underlying	L'OREAL S.A.
Maturity	03-2023
Contract size	-

Market data

Bid (Bid size)	- EUR (-)
Ask (Ask size)	- EUR (-)
Open	379.6078 EUR
High	379.6078 EUR
Low	379.6078 EUR
Close (prev. day)	386.4785 EUR
Underlying	L'OREAL S.A.
Underlying price (date)	378.45 (23/01/27)
Settlement price (date)	379.61 (23/01/27)
Open Interest	0

Performance and Risk

	6m	1y	3y
Perf (%)	+6.16%	-	-
Perf (abs.)	+22.03	-	-
Beta	-	-	-
Volatility	26.12	30.78	30.78

Futures and Options

Related Futures	-
Related Options	-

5y












Information about previous performance does not guarantee future performance.
Source: FactSet

Price data

Ø price 5 days Ø volume 5 days (pcs.)	382.6937 EUR (0)
Ø price 30 days Ø volume 30 days (pcs.)	359.7306 EUR (0)
Ø price 100 days Ø volume 100 days (pcs.)	344.8617 EUR (0)
Ø price 250 days Ø volume 250 days (pcs.)	- EUR (0)
YTD High date	388.3540 EUR (2023/01/17)
YTD Low date	338.5377 EUR (2023/01/02)
52 Weeks High date	388.3540 EUR (2023/01/17)
52 Weeks Low date	302.4971 EUR (2022/06/14)

Recent Research

on underlying	on sector	on market	
Date		Headline	Download
2023/01/09		Global Equity Ratings	
2023/01/09		Aktienempfehlungen Global	
2022/12/19		Global Equity Ratings	
2022/12/19		Aktienempfehlungen Global	
2022/11/28		Global Equity Ratings	