


# ORÉAL S.A., L' STOCK TRACKING FUTURE (1LOR) - EUX/202303

2023/02/03 19:29:00

**Price**  
**385.4312** EUR

**Difference**  **1.85%** (6.99)

**General attributes**

Symbol	1LORH23
Exchange	Eurex
Currency	EUR
Security type	Future
Underlying	L'OREAL S.A.
Maturity	03-2023
Contract size	100

**Market data**

Bid (Bid size)	- EUR (-)
Ask (Ask size)	- EUR (-)
Open	385.4312 EUR
High	385.4312 EUR
Low	385.4312 EUR
Close (prev. day)	378.4396 EUR
Underlying	L'OREAL S.A.
Underlying price (date)	380.65 (23/02/06)
Settlement price (date)	385.43 (23/02/03)
Open Interest	0

**Performance and Risk**

	6m	1y	3y
Perf (%)	+6.10%	-	-
Perf (abs.)	+22.14	-	-
Beta	-	-	-
Volatility	25.80	30.60	30.60

**Futures and Options**

Related Futures	-
Related Options	-











Information about previous performance does not guarantee future performance.  
 Source: FactSet

**Price data**

Ø price 5 days   Ø volume 5 days (pcs.)	379.5637 EUR (0)
Ø price 30 days   Ø volume 30 days (pcs.)	366.8633 EUR (0)
Ø price 100 days   Ø volume 100 days (pcs.)	346.3680 EUR (0)
Ø price 250 days   Ø volume 250 days (pcs.)	- EUR (0)
YTD High   date	388.3540 EUR (2023/01/17)
YTD Low   date	338.5377 EUR (2023/01/02)
52 Weeks High   date	388.3540 EUR (2023/01/17)
52 Weeks Low   date	302.4971 EUR (2022/06/14)

**Recent Research**

on underlying		on sector		on market	
Date		Headline		Download	
2023/01/30		Global Equity Ratings			
2023/01/30		Aktienempfehlungen Global			
2023/01/09		Global Equity Ratings			
2023/01/09		Aktienempfehlungen Global			
2022/12/19		Global Equity Ratings		