

1LOR (1LOR) - EUX/20230317

2022/11/25 18:44:20

Price
352.4143 EURDifference  -0.31% (-1.09)

General attributes

Symbol	1LORH23
Exchange	Eurex
Currency	EUR
Security type	Future
Underlying	L'OREAL S.A.
Maturity	03-2023
Contract size	100

Market data

Bid (Bid size)	- EUR (-)
Ask (Ask size)	- EUR (-)
Open	352.4143 EUR
High	352.4143 EUR
Low	352.4143 EUR
Close (prev. day)	353.5066 EUR
Underlying	L'OREAL S.A.
Underlying price (date)	350.25 (22/11/25)
Settlement price (date)	352.41 (22/11/25)
Open Interest	0

Performance and Risk

	6m	1y	3y
Perf (%)	+14.36%	-	-
Perf (abs.)	+44.25	-	-
Beta	-	-	-
Volatility	27.57	31.86	31.86

Futures and Options

Related Futures	-
Related Options	-

5y






Information about previous performance does not guarantee future performance.
Source: FactSet

Price data

Ø price 5 days Ø volume 5 days (pcs.)	350.9115 EUR (0)
Ø price 30 days Ø volume 30 days (pcs.)	332.8824 EUR (0)
Ø price 100 days Ø volume 100 days (pcs.)	343.0984 EUR (0)
Ø price 250 days Ø volume 250 days (pcs.)	- EUR (0)
YTD High date	374.0696 EUR (2022/04/05)
YTD Low date	302.4971 EUR (2022/06/14)
52 Weeks High date	374.0696 EUR (2022/04/05)
52 Weeks Low date	302.4971 EUR (2022/06/14)

Recent Research

on underlying	on sector	on market	
Date		Headline	Download
2022/11/18		Global Equity Ratings	
2022/11/18		Aktienempfehlungen Global	
2022/10/31		Aktienempfehlungen Global	
2022/10/31		Global Equity Ratings	
2022/10/05		Global Equity Ratings	