

VAR ENERGI ASA

ISIN: NO0011202772 WKN: -

Overview

2024/09/13 08:07:22

Price
2.76 EURDifference  0.44% (0.01)

General attributes

ISIN	NO0011202772
Symbol	VAR
Exchange	Munich
Currency	EUR
Sector	Energy / Commodities
Security type	Stock
Market cap (m)	7,486 EUR
Benchmark	NORWAY OSLO BORS ALL SHARE(TRG)

Market data

Bid (Bid size)	-
Ask (Ask size)	-
Open	2.76 EUR
High	2.76 EUR
Low	2.76 EUR
Close (prev. day)	2.748 EUR
VWAP	2.83931 EUR
Volume (pcs)	0
Trading volume	0.00
Number of trades	2
Last size	0

Futures and Options











Related Futures	15
Related Options	-

5y



Information about previous performance does not guarantee future performance.
Source: FactSet

Recent research

on sector			
Date		Headline	Download
2024/09/11		Global Equity Ratings	
2024/09/11		Aktienempfehlungen Global	
2024/09/09		Aktienempfehlungen Österreich	
2024/09/06		Equity Weekly	
2024/09/05		Global Equity Ratings	

Details

2024/09/13 08:07:22

Price

2.76 EUR

Difference ▲ 0.44% (0.01)

General attributes

ISIN	NO0011202772
Symbol	VAR
Exchange	Munich
Currency	EUR
Sector	Energy / Commodities
Security type	Stock
Market cap (m)	7,486 EUR
Benchmark	NORWAY OSLO BORS ALL SHARE(TRG)

Market data

Bid (Bid size)	-
Ask (Ask size)	-
Open	2.76 EUR
High	2.76 EUR
Low	2.76 EUR
Close (prev. day)	2.748 EUR
VWAP	2.83931 EUR
Volume (pcs)	0
Trading volume	0.00
Number of trades	2
Last size	0

Performance and Risk

	6m	1y	3y
Perf (%)	-4.30%	-2.85%	-
Perf (abs.)	-0.12	-0.08	-
Beta	-	-	-
Volatility	31.32	32.63	-

5y



Information about previous performance does not guarantee future performance.
Source: FactSet

Price data

Ø price 5 days Ø volume 5 days (pcs.)	2.78 EUR (0)
Ø price 30 days Ø volume 30 days (pcs.)	2.92 EUR (299)
Ø price 100 days Ø volume 100 days (pcs.)	3.06 EUR (328)
Ø price 250 days Ø volume 250 days (pcs.)	2.96 EUR (207)
YTD High date	3.42 EUR (2024/04/15)
YTD Low date	2.55 EUR (2024/01/22)
52 Weeks High date	3.42 EUR (2024/04/15)
52 Weeks Low date	2.55 EUR (2024/01/22)

Arbitrage views

Exchange ⊕	Date	Time	Price	Trading volume (mio.)	Number of trades
Tradegate	2024/09/13	22:26	2.844 EUR	0.07	17
Stuttgart	2024/09/13	16:37	2.771 EUR	0.00	13
Munich	2024/09/13	08:07	2.76 EUR	0.00	2
London Stock Exchange European Trade Reporting	2024/09/13	16:20	32.965 NOK	0.00	2
Frankfurt	2024/	12:04	2.737 EUR	0.00	3

	09/13					
First North Stockholm	2024/ 09/13	18:00	32.90 NOK	0.04		2
Duesseldorf	2024/ 09/13	08:11	2.754 EUR	0.00		3
Berlin	2024/ 09/13	08:13	2.717 EUR	0.00		3

Company profile

Company Logo



Company Profile

-

Contact Details

VAR ENERGI

--

Telefon: -

Fax: -

E-mail: -