

VAR ENERGI ASA

ISIN: NO0011202772 WKN: -

Overview

2024/05/10 08:15:15

Price
3.027 EURDifference  0.97% (0.03)

General attributes

ISIN	NO0011202772
Symbol	VAR
Exchange	Munich
Currency	EUR
Sector	Energy / Commodities
Security type	Stock
Market cap (m)	7,451 EUR
Benchmark	NORWAY OSLO BORS ALL SHARE(TRG)

Market data

Bid (Bid size)	-
Ask (Ask size)	-
Open	3.027 EUR
High	3.027 EUR
Low	3.027 EUR
Close (prev. day)	2.998 EUR
VWAP	2.983 EUR
Volume (pcs)	0
Trading volume	0.00
Number of trades	2
Last size	0

Futures and Options










Related Futures	17
Related Options	-

5y



Information about previous performance does not guarantee future performance.
Source: FactSet

Recent research

on sector			
Date		Headline	Download
2024/05/03		Equity Weekly	
2024/04/29		Aktienempfehlungen Österreich	
2024/04/26		Equity Weekly	
2024/04/26		Global Equity Ratings	
2024/04/26		Aktienempfehlungen Global	

Details

2024/05/10 08:15:15

Price

3.027 EUR

Difference ▲ 0.97% (0.03)

General attributes

ISIN	NO0011202772
Symbol	VAR
Exchange	Munich
Currency	EUR
Sector	Energy / Commodities
Security type	Stock
Market cap (m)	7,451 EUR
Benchmark	NORWAY OSLO BORS ALL SHARE(TRG)

Market data

Bid (Bid size)	-
Ask (Ask size)	-
Open	3.027 EUR
High	3.027 EUR
Low	3.027 EUR
Close (prev. day)	2.998 EUR
VWAP	2.983 EUR
Volume (pcs)	0
Trading volume	0.00
Number of trades	2
Last size	0

Performance and Risk

	6m	1y	3y
Perf (%)	+3.88%	+29.97%	-
Perf (abs.)	+0.11	+0.70	-
Beta	1.71	1.55	1.61
Volatility	30.25	30.91	-

5y



Information about previous performance does not guarantee future performance.
Source: FactSet

Price data

Ø price 5 days Ø volume 5 days (pcs.)	3.035 EUR (200)
Ø price 30 days Ø volume 30 days (pcs.)	3.164 EUR (108)
Ø price 100 days Ø volume 100 days (pcs.)	2.916 EUR (190)
Ø price 250 days Ø volume 250 days (pcs.)	2.789 EUR (109)
YTD High date	3.419 EUR (2024/04/15)
YTD Low date	2.550 EUR (2024/01/22)
52 Weeks High date	3.419 EUR (2024/04/15)
52 Weeks Low date	2.114 EUR (2023/05/31)

All listings for VAR ENERGI ASA

Exchange 📍	Date	Time	Price	Trading volume (mio.)	Number of trades
Tradegate	2024/05/10	22:26	3.055 EUR	0.02	15
Stuttgart	2024/05/10	15:46	3.05 EUR	0.00	10
Munich	2024/05/10	08:15	3.027 EUR	0.00	2
London Stock Exchange European Trade Reporting	2024/05/10	16:20	36.345 NOK	72.88	2
Frankfurt	2024/	15:54	3.114 EUR	0.02	4

	05/10				
First North Stockholm	2024/ 05/10	15:41	35.90 NOK	1.17	15
Duesseldorf	2024/ 05/10	08:11	3.026 EUR	0.00	1
Berlin	2024/ 05/10	08:13	2.987 EUR	0.00	2

Company profile

Company Logo



Company Profile

-

Contact Details

VAR ENERGI

--

Telefon: -

Fax: -

E-mail: -