

NIPPON EXPRESS HOLDINGS INC.

ISIN: JP3688370000 WKN: 906200

Overview

2024/09/10 17:27:43

Price
48.764 USDDifference  -1.78% (-0.89)

General attributes

ISIN	JP3688370000
Symbol	9147
Exchange	FINRA other OTC Issues
Currency	USD
Sector	Transport
Security type	Stock
Market cap (m)	4,126 EUR
Benchmark	NIKKEI 225

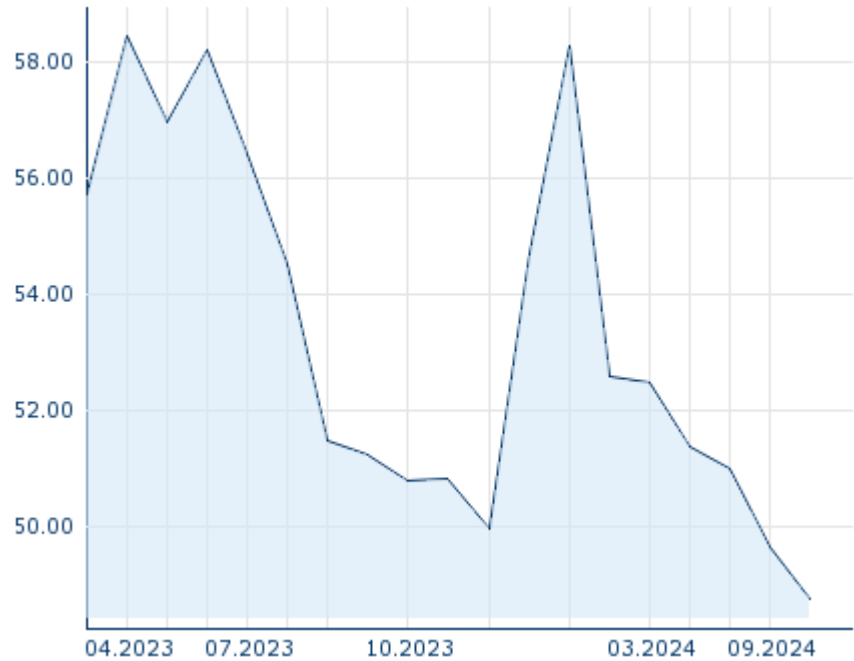
Market data

Bid (Bid size)	-
Ask (Ask size)	-
Open	48.764 USD
High	48.764 USD
Low	48.764 USD
Close (prev. day)	49.65 USD
VWAP	49.29363 USD
Volume (pcs)	492
Trading volume	23,991.89
Number of trades	2
Last size	246

Futures and Options








Related Futures	-
Related Options	-

5y



Information about previous performance does not guarantee future performance.
Source: FactSet

Recent research

on sector		on market	
Date		Headline	Download
2024/09/11		Global Equity Ratings	
2024/09/11		Aktienempfehlungen Global	
2024/09/09		Aktienempfehlungen Österreich	
2024/09/05		Global Equity Ratings	
2024/09/05		Aktienempfehlungen Global	

Details

2024/09/10 17:27:43

Price

48.764 USD

Difference ▼ -1.78% (-0.89)

General attributes

ISIN	JP3688370000
Symbol	9147
Exchange	FINRA other OTC Issues
Currency	USD
Sector	Transport
Security type	Stock
Market cap (m)	4,126 EUR
Benchmark	NIKKEI 225

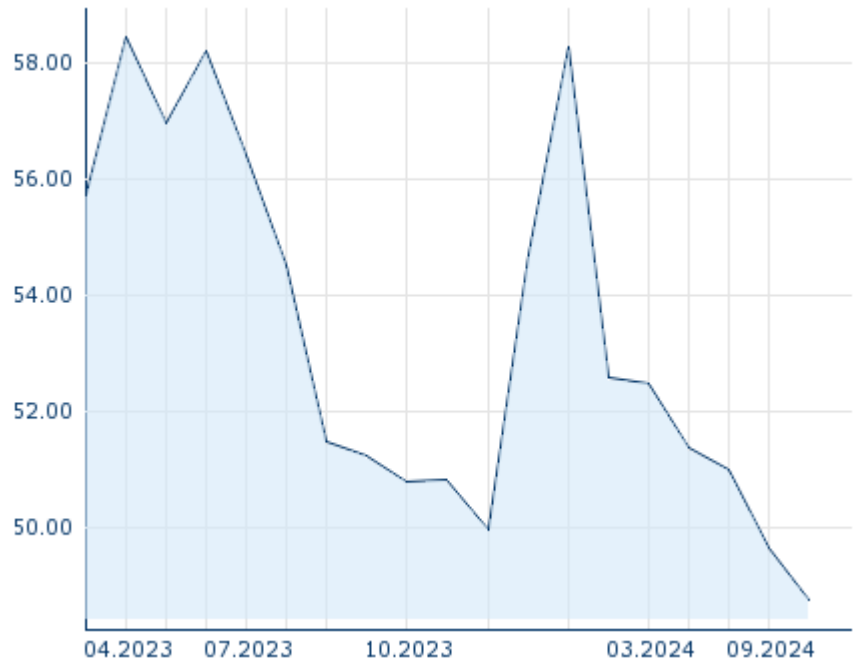
Market data

Bid (Bid size)	-
Ask (Ask size)	-
Open	48.764 USD
High	48.764 USD
Low	48.764 USD
Close (prev. day)	49.65 USD
VWAP	49.29363 USD
Volume (pcs)	492
Trading volume	23,991.89
Number of trades	2
Last size	246

Performance and Risk

	6m	1y	3y
Perf (%)	-	-	-
Perf (abs.)	-	-	-
Beta	-	-	-
Volatility	5.76	21.81	-

5y



Information about previous performance does not guarantee future performance.
Source: FactSet

Price data

Ø price 5 days Ø volume 5 days (pcs.)	49.207 USD (743)
Ø price 30 days Ø volume 30 days (pcs.)	49.207 USD (134)
Ø price 100 days Ø volume 100 days (pcs.)	49.801 USD (66)
Ø price 250 days Ø volume 250 days (pcs.)	51.860 USD (40)
YTD High date	58.285 USD (2024/02/09)
YTD Low date	48.764 USD (2024/09/10)
52 Weeks High date	58.285 USD (2024/02/09)
52 Weeks Low date	48.764 USD (2024/09/10)

Arbitrage views

Exchange	Date	Time	Price	Trading volume (mio.)	Number of trades
Tokyo Stock Exchange	2024/09/18	08:00	7,194.00 JPY	32.01	2,301
FINRA other OTC Issues	2024/09/10	17:27	48.764 USD	0.02	2
Berlin	2022/01/07	08:05	55.04 EUR	0.00	1

Company profile

Company Logo



Contact Details

NIPPON EXPRESS HOLDINGS

--

1-9-3, Higashi-Shinbashi, Minato-ku -
105-8322 Tokyo

Telefon: 03-6251-1111

Fax: 03-6251-6698

E-mail: -

Company Profile

-

Members of Management Board

Mitsuru Saito Chairman of Managing Board

Satoshi Horikiri Member of Executive Committee

Susumu Akita Member of Executive Committee

Takaaki Ishii Member of Executive Committee

Takashi Masuda Member of Executive Committee

Board of directors

Kenji Watanabe Chairman of Supervisory Board

Masahiro Sugiyama Member of Supervisory Board

Sadako Yasuoka Member of Supervisory Board

Satoshi Horikiri Member of Supervisory Board

Shigeo Nakayama Member of Supervisory Board

Susumu Akita Member of Supervisory Board

Takaaki Ishii Member of Supervisory Board

Takashi Masuda Member of Supervisory Board