

## VAR ENERGI ASA

ISIN: NO0011202772 WKN: -

## Overview

2024/05/10 15:46:59

Price  
3.05 EURDifference  1.60% (0.05)

## General attributes

ISIN	NO0011202772
Symbol	VAR
Exchange	Stuttgart
Currency	EUR
Sector	Energy / Commodities
Security type	Stock
Market cap (m)	7,611 EUR
Benchmark	NORWAY OSLO BORS ALL SHARE(TRG)

## Market data

Bid (Bid size)	- (0)
Ask (Ask size)	- (0)
Open	3.081 EUR
High	3.101 EUR
Low	3.05 EUR
Close (prev. day)	3.002 EUR
VWAP	-
Volume (pcs)	330
Trading volume	1,016.00
Number of trades	10
Last size	0

## Futures and Options









Related Futures	17
Related Options	-

5y



Information about previous performance does not guarantee future performance.  
Source: FactSet

## Recent research

on sector			
Date		Headline	Download
2024/05/03		Equity Weekly	
2024/04/29		Aktienempfehlungen Österreich	
2024/04/26		Equity Weekly	
2024/04/26		Global Equity Ratings	
2024/04/26		Aktienempfehlungen Global	

## Details

2024/05/10 15:46:59

## Price

3.05 EUR

Difference ▲ 1.60% (0.05)

## General attributes

ISIN	NO0011202772
Symbol	VAR
Exchange	Stuttgart
Currency	EUR
Sector	Energy / Commodities
Security type	Stock
Market cap (m)	7,611 EUR
Benchmark	NORWAY OSLO BORS ALL SHARE(TRG)

## Market data

Bid (Bid size)	- (0)
Ask (Ask size)	- (0)
Open	3.081 EUR
High	3.101 EUR
Low	3.05 EUR
Close (prev. day)	3.002 EUR
VWAP	-
Volume (pcs)	330
Trading volume	1,016.00
Number of trades	10
Last size	0

## Performance and Risk

	6m	1y	3y
Perf (%)	+3.85%	+31.18%	-
Perf (abs.)	+0.11	+0.73	-
Beta	1.71	1.55	1.61
Volatility	33.49	35.07	-

5y



Information about previous performance does not guarantee future performance.  
Source: FactSet

## Price data

Ø price 5 days   Ø volume 5 days (pcs.)	3.03 EUR (66)
Ø price 30 days   Ø volume 30 days (pcs.)	3.12 EUR (330)
Ø price 100 days   Ø volume 100 days (pcs.)	2.88 EUR (393)
Ø price 250 days   Ø volume 250 days (pcs.)	2.75 EUR (230)
YTD High   date	3.37 EUR (2024/04/12)
YTD Low   date	2.47 EUR (2024/01/23)
52 Weeks High   date	3.37 EUR (2024/04/12)
52 Weeks Low   date	2.03 EUR (2023/05/31)

## All listings for VAR ENERGI ASA

Exchange	Date	Time	Price	Trading volume (mio.)	Number of trades
Tradegate	2024/05/10	22:26	3.055 EUR	0.02	15
Stuttgart	2024/05/10	15:46	3.05 EUR	0.00	10
Munich	2024/05/10	08:15	3.027 EUR	0.00	2
London Stock Exchange European Trade Reporting	2024/05/10	16:20	36.345 NOK	72.88	2
Frankfurt	2024/	15:54	3.114 EUR	0.02	4

	05/10				
First North Stockholm	2024/ 05/10	15:41	35.90 NOK	1.17	15
Duesseldorf	2024/ 05/10	08:11	3.026 EUR	0.00	1
Berlin	2024/ 05/10	08:13	2.987 EUR	0.00	2

## Company profile

### Company Logo



### Company Profile

-

### Contact Details

VAR ENERGI

--

----

Telefon: -

Fax: -

E-mail: -