

VAR ENERGI ASA

ISIN: NO0011202772 WKN: -

Overview

2024/05/17 08:13:03

Price
3.057 EURDifference  1.39% (0.04)

General attributes

ISIN	NO0011202772
Symbol	VAR
Exchange	Berlin
Currency	EUR
Sector	Energy / Commodities
Security type	Stock
Market cap (m)	7,658 EUR
Benchmark	NORWAY OSLO BORS ALL SHARE(TRG)

Market data

Bid (Bid size)	-
Ask (Ask size)	-
Open	3.057 EUR
High	3.057 EUR
Low	3.057 EUR
Close (prev. day)	3.015 EUR
VWAP	-
Volume (pcs)	0
Trading volume	0.00
Number of trades	2
Last size	0

Futures and Options






Related Futures	15
Related Options	-

5y



Information about previous performance does not guarantee future performance.
Source: FactSet

Recent research

on sector			
Date		Headline	Download
2024/05/13		Aktienempfehlungen Österreich	
2024/05/03		Equity Weekly	
2024/04/29		Aktienempfehlungen Österreich	
2024/04/26		Equity Weekly	
2024/04/26		Global Equity Ratings	

Details

2024/05/17 08:13:03

Price

3.057 EUR

Difference ▲ 1.39% (0.04)

General attributes

ISIN	NO0011202772
Symbol	VAR
Exchange	Berlin
Currency	EUR
Sector	Energy / Commodities
Security type	Stock
Market cap (m)	7,658 EUR
Benchmark	NORWAY OSLO BORS ALL SHARE(TRG)

Market data

Bid (Bid size)	-
Ask (Ask size)	-
Open	3.057 EUR
High	3.057 EUR
Low	3.057 EUR
Close (prev. day)	3.015 EUR
VWAP	-
Volume (pcs)	0
Trading volume	0.00
Number of trades	2
Last size	0

Performance and Risk

	6m	1y	3y
Perf (%)	+3.77%	+32.22%	-
Perf (abs.)	+0.11	+0.75	-
Beta	1.74	1.56	1.61
Volatility	39.28	39.44	-

5y



Information about previous performance does not guarantee future performance.
Source: FactSet

Price data

Ø price 5 days Ø volume 5 days (pcs.)	3.023 EUR (0)
Ø price 30 days Ø volume 30 days (pcs.)	3.110 EUR (1)
Ø price 100 days Ø volume 100 days (pcs.)	2.879 EUR (19)
Ø price 250 days Ø volume 250 days (pcs.)	2.769 EUR (48)
YTD High date	3.350 EUR (2024/04/12)
YTD Low date	2.519 EUR (2024/01/23)
52 Weeks High date	3.350 EUR (2024/04/12)
52 Weeks Low date	2.070 EUR (2023/05/31)

Arbitrage views

Exchange ⊕	Date	Time	Price	Trading volume (mio.)	Number of trades
Tradegate	2024/05/17	22:26	3.085 EUR	0.04	17
Stuttgart	2024/05/17	15:20	3.051 EUR	0.00	9
Munich	2024/05/17	08:06	3.095 EUR	0.00	2
London Stock Exchange European Trade Reporting	2024/05/17	16:20	35.65 NOK	0.00	1
Frankfurt	2024/05/17	08:01	3.034 EUR	0.02	2

	05/17						
First North Stockholm	2024/ 05/16	15:35	35.75 NOK	0.04		3	
Duesseldorf	2024/ 05/17	08:11	3.093 EUR	0.00		3	
Berlin	2024/ 05/17	08:13	3.057 EUR	0.00		2	

Company profile

Company Logo



Company Profile

-

Contact Details

VAR ENERGI

--

Telefon: -

Fax: -

E-mail: -