

ECO ATLANTIC OIL & GAS LTD.

ISIN: CA27887W1005 WKN: BYVQ3W7

Overview

2024/05/28 22:26:52

Price
0.1875 EURDifference  -3.85% (-0.01)

General attributes

ISIN	CA27887W1005
Symbol	ECO
Exchange	Tradegate
Currency	EUR
Sector	Energy / Commodities
Security type	Stock
Market cap (m)	66 EUR
Benchmark	S&P/TSX 60 INDEX

Market data

Bid (Bid size)	0.167 EUR (19,000)
Ask (Ask size)	0.1875 EUR (16,000)
Open	0.215 EUR
High	0.215 EUR
Low	0.1765 EUR
Close (prev. day)	0.195 EUR
VWAP	0.17706 EUR
Volume (pcs)	30,446
Trading volume	5,390.89
Number of trades	4
Last size	-

Futures and Options







Related Futures	-
Related Options	-

5y



Information about previous performance does not guarantee future performance.
Source: FactSet

Recent research

on sector			
Date		Headline	Download
2024/05/29		Global Equity Ratings	
2024/05/29		Aktienempfehlungen Global	
2024/05/29		Aktienempfehlungen Österreich	
2024/05/13		Aktienempfehlungen Österreich	
2024/05/03		Equity Weekly	

Details

2024/05/28 22:26:52

Price
0.1875 EUR

Difference ▼ -3.85% (-0.01)

General attributes

ISIN	CA27887W1005
Symbol	ECO
Exchange	Tradegate
Currency	EUR
Sector	Energy / Commodities
Security type	Stock
Market cap (m)	66 EUR
Benchmark	S&P/TSX 60 INDEX

Market data

Bid (Bid size)	0.167 EUR (19,000)
Ask (Ask size)	0.1875 EUR (16,000)
Open	0.215 EUR
High	0.215 EUR
Low	0.1765 EUR
Close (prev. day)	0.195 EUR
VWAP	0.17706 EUR
Volume (pcs)	30,446
Trading volume	5,390.89
Number of trades	4
Last size	-

Performance and Risk

	6m	1y	3y
Perf (%)	+65.93%	-11.97%	-
Perf (abs.)	+0.07	-0.03	-
Beta	-0.73	-0.11	0.43
Volatility	65.66	60.87	-

5y



Information about previous performance does not guarantee future performance.
Source: FactSet

Price data

Ø price 5 days Ø volume 5 days (pcs.)	0.1741 EUR (30,409)
Ø price 30 days Ø volume 30 days (pcs.)	0.1436 EUR (15,527)
Ø price 100 days Ø volume 100 days (pcs.)	0.1234 EUR (14,316)
Ø price 250 days Ø volume 250 days (pcs.)	0.1412 EUR (9,174)
YTD High date	0.2150 EUR (2024/05/28)
YTD Low date	0.0874 EUR (2024/04/17)
52 Weeks High date	0.2390 EUR (2023/08/17)
52 Weeks Low date	0.0874 EUR (2024/04/17)

All listings for ECO ATLANTIC OIL & GAS LTD.

Exchange	Date	Time	Price	Trading volume (mio.)	Number of trades
Tradegate	2024/05/28	22:26	0.1875 EUR	0.01	4
TSX Venture Exchange	2024/05/29	19:54	0.26 CAD	0.06	41
Stuttgart	2024/05/29	08:18	0.1715 EUR	0.00	1
Munich	2024/05/29	08:04	0.1945 EUR	0.00	1
London Stock	2024/05/29	17:35	15.125 GBp	19.41	37

Exchange	29					
Frankfurt	2024/05/ 29	08:13	0.1735	EUR	0.00	1
FINRA other OTC Issues	2024/05/ 28	17:57	0.207	USD	0.01	23
Berlin	2024/05/ 29	20:10	0.177	EUR	0.00	19

Company profile

Company Logo



Company Profile

-

Contact Details

ECO ATLANTIC OIL & GAS

--

Telefon: -

Fax: -

E-mail: -