

MOTOR OIL REFIN SA

ISIN: **GRS426003000** WKN: -

Overview

2023/12/21 11:09:40

Price

24.15 EUR

Difference  -3.98% (-1.00)

General attributes

ISIN GRS426003000

Symbol MOH

Exchange London Stock Exchange
European Trade Reporting

Currency EUR

Sector Energy / Commodities

Security type Stock

Market cap (m) 2,583 EUR

Benchmark GREECE

Market data

Bid (Bid size) -

Ask (Ask size) -

Open 24.15 EUR

High 24.15 EUR

Low 24.15 EUR

Close (prev. day) 25.15 EUR

VWAP 27.56 EUR

Volume (pcs) 4,897

Trading volume 118,262.55

Number of trades 1

Last size 4,897

Futures and Options

Related Futures -

Related Options -









5y



Information about previous performance does not guarantee future performance.

Source: FactSet

Recent research

on sector		on market	
Date	Headline	Download	
2024/07/26	 Equity Weekly		
2024/07/24	 Global Equity Ratings		
2024/07/24	 Aktienempfehlungen Global		
2024/07/15	 Aktienempfehlungen Global		
2024/07/12	 Equity Weekly		

Details

2023/12/21 11:09:40

Price

24.15 EUR

Difference  -3.98% (-1.00)

General attributes

ISIN	GRS426003000
Symbol	MOH
Exchange	London Stock Exchange European Trade Reporting
Currency	EUR
Sector	Energy / Commodities
Security type	Stock
Market cap (m)	2,583 EUR
Benchmark	GREECE

Market data

Bid (Bid size)	-
Ask (Ask size)	-
Open	24.15 EUR
High	24.15 EUR
Low	24.15 EUR
Close (prev. day)	25.15 EUR
VWAP	27.56 EUR
Volume (pcs)	4,897
Trading volume	118,262.55
Number of trades	1
Last size	4,897

Performance and Risk

	6m	1y	3y
Perf (%)	-	+9.58%	+134.63%
Perf (abs.)	-	+2.41	+15.81
Beta	1.09	1.06	0.91
Volatility	-	-	215.45

5y



Information about previous performance does not guarantee future performance.

Source: FactSet

Price data

Ø price 5 days Ø volume 5 days (pcs.)	- EUR (-)
Ø price 30 days Ø volume 30 days (pcs.)	- EUR (-)
Ø price 100 days Ø volume 100 days (pcs.)	25.86 EUR (49)
Ø price 250 days Ø volume 250 days (pcs.)	- EUR (-)
YTD High date	- EUR (-)
YTD Low date	- EUR (-)
52 Weeks High date	- EUR (-)
52 Weeks Low date	- EUR (-)

All listings for MOTOR OIL REFIN SA

Exchange 	Date	Time	Price	Trading volume (mio.)	Number of trades
Stuttgart	2024/07/26	08:17	22.62 EUR	0.00	3
Munich	2024/07/26	08:19	23.34 EUR	0.00	2
London Stock Exchange European Trade Reporting	2023/12/21	11:09	24.15 EUR	0.12	1
Frankfurt	2024/07/26	08:24	22.80 EUR	0.00	2
FINRA other OTC Issues	2023/	16:13	24.45 USD	0.01	1

	09/19					
Duesseldorf	2024/ 07/26	08:11	22.68	EUR	0.00	3
Berlin	2024/ 07/26	21:35	23.32	EUR	0.00	10
Athens Stock Exchange	2024/ 07/26	16:19	23.32	EUR	2.93	887

Company profile

Company Logo



Company Profile

-

Contact Details

MOTOR OIL HELLAS

--

Herodou Attikou 12A Maroussi - 15124
Athens

Telefon: 30 210 809 4000

Fax: 30 210 809 4444

E-mail: -